



RS1-X FOR ET 200S ELECTRO-MECH. REVERS.
STARTER, EXPANDABLE SETTING RANGE 1.4...2.0A
AC-3, 0.75KW/400V

Figure similar

General technical data:		
product brand name		Sirius
Product designation		motor starter ET 200S
Design of the product		reversing starter
Product function		
• Bus communication		Yes
• direct start		No
• reverse starting		Yes
• on-site operation		Yes
• Short circuit protection		Yes
Design of the switching contact		electromechanical
Product component Motor brake output		Yes
Trip class		CLASS 10
Type of assignment		2
Product feature		
• brake control with 230 V AC		No
• brake control with 24 V DC		No
• brake control with 180 V DC		No
• brake control with 500 V DC		No
Product expansion braking module for brake control		Yes
Surge voltage resistance Rated value	kV	6
Insulation voltage Rated value	V	500
Active power loss typical	W	10
maximum permissible voltage for safe isolation between main and auxiliary circuit	V	400

Equipment marking acc. to DIN EN 61346-2		Q
Equipment marking acc. to DIN 40719 extended according to IEC 204-2 acc. to IEC 750		A
Mounting type		Can be plugged into terminal module
Depth	mm	120
Height	mm	265
Width	mm	90

Main circuit:

Operating voltage Rated value	V	400 ... 500
Adjustable response value current of the current-dependent overload release	A	1.4 ... 2
Operating power		
• at AC-3 at 400 V Rated value	kW	0.75
• for three-phase motors at 400 V at 50 Hz minimum	kW	0.75
• for three-phase motors at 400 V at 50 Hz maximum	kW	0.75
Maximum short-circuit current breaking capacity (Icu) at 400 V Rated value	kA	50
Design of short-circuit protection		circuit-breakers
Number of poles for main current circuit		3
Type of the motor protection		bimetal
Mechanical service life (switching cycles) of the main contacts typical		100 000

Control circuit/ Control:

Type of voltage of the control supply voltage		DC
Control supply voltage 1 for DC	V	24 ... 24
Control supply voltage 1 for DC Rated value	V	20.4 ... 28.8

Supply voltage:

Type of voltage of the supply voltage		DC
Supply voltage 1 for DC	V	24 ... 24
Supply voltage 1 for DC Rated value	V	20.4 ... 28.8

Ambient conditions:

Protection class IP		IP20
Ambient temperature		
• during operation	°C	0 ... 60
• during storage	°C	-40 ... +70
• during transport	°C	-40 ... +70
Relative humidity during operation	%	5 ... 95
Vibration resistance		2g
Shock resistance		5g / 11 ms

Degree of pollution		3 at 400 V, 2 at 500 V according to IEC60664 (IEC61131)
Installation altitude at height above sea level maximum	m	2 000
mounting position		vertical, horizontal

Communication/ Protocol:

Protocol is supported		
<ul style="list-style-type: none"> • PROFIBUS DP protocol • PROFINET protocol • AS-interface protocol 		Yes Yes No
Design of the interface PROFINET protocol		Yes
Type of electrical connection		
<ul style="list-style-type: none"> • of the communication interface • for communication transmission 		via backplane bus via backplane bus

Connections/ Terminals:

Number of digital inputs		0
Number of sockets		
<ul style="list-style-type: none"> • for digital input signals • for digital output signals 		0 0
Product function		
<ul style="list-style-type: none"> • digital inputs parameterizable • digital outputs parameterizable 		No No
Type of electrical connection		
<ul style="list-style-type: none"> • 1 for digital input signals • 2 for digital input signals 		using control module using control module
Type of electrical connection		
<ul style="list-style-type: none"> • at the manufacturer-specific device interface • for main energy infeed • for load-side outgoing feeder • for main energy transmission • for supply voltage infeed • for supply voltage transmission • for main current circuit 		plug screw-type terminals screw-type terminals via energy bus via backplane bus via backplane bus screw-type terminals

Electromagnetic compatibility:

Conducted interference due to burst acc. to IEC 61000-4-4		2 kV on voltage supply, inputs and outputs
Conducted interference due to conductor-earth surge acc. to IEC 61000-4-5		2 kV (U > 24 V DC)
Conducted interference due to conductor-conductor surge acc. to IEC 61000-4-5		1 kV (U > 24 V DC)
Field-bound parasitic coupling acc. to IEC 61000-4-3		80 MHz ... 1 GHz 10 V/m, 1.4 GHz ... 2 Hz 3 V/m, 2 GHz ... 2.7 GHz 1 V/m

Safety related data:

Protection against electrical shock

finger-safe

Certificates/ approvals:

General Product Approval

For use in
hazardous
locations



Declaration of
Conformity

Test
Certificates

other



[Type Test
Certificates/Test
Report](#)

[Environmental
Confirmations](#)

Further information

Information- and Downloadcenter (Catalogs, Brochures,...)

<http://www.siemens.com/industrial-controls/catalogs>

Industry Mall (Online ordering system)

<http://www.siemens.com/industrymall>

Cax online generator

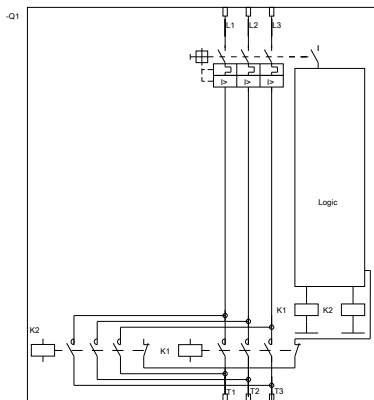
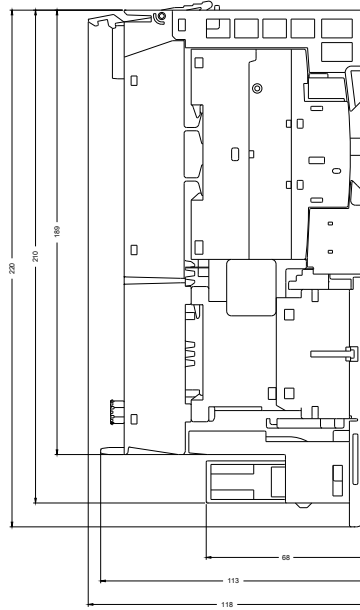
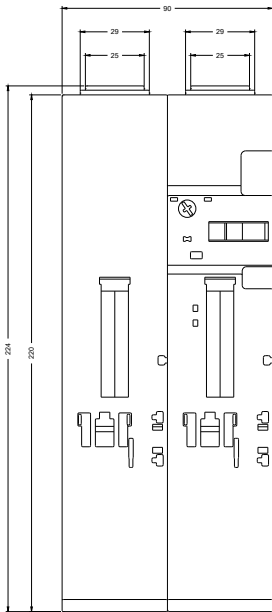
<http://support.automation.siemens.com/WW/CAXorder/default.aspx?lang=en&mlfb=3RK13011BB001AA2>

Service&Support (Manuals, Certificates, Characteristics, FAQs,...)

<http://support.automation.siemens.com/WW/view/en/3RK13011BB001AA2/all>

Image database (product images, 2D dimension drawings, 3D models, device circuit diagrams, EPLAN macros, ...)

http://www.automation.siemens.com/bilddb/cax_de.aspx?mlfb=3RK13011BB001AA2&lang=en



DI 0.0 Bereit
 DI 0.1 Sch-#2z ein
 DI 0.2 Leistungsschalter ausg.
 DO 0.0 Motor Rechts
 DO 0.1 Motor links
 DO 0.2 Bremse

DI 0.0 Ready
 DI 0.1 Contactor on
 DI 0.2 Circuit breaker tripped
 DO 0.0 Motor right
 DO 0.1 Motor left
 DO 0.2 Brake

last modified:

09.03.2015