


Insert/shell tools

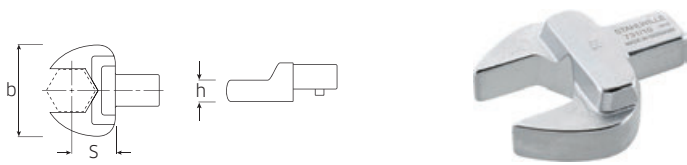
734L/5 Square drive insert tool

• Caution! Modified settings on torque wrench (refer to note on p. 201)



Code	"	mm	b mm	h mm	S mm	max. N·m	Δg
58 24 2005	3/8	9x12	20	14	45	80	141

731/10 Open ended insert tools



Code	"	mm	b mm	h mm	S mm	Δg
58 21 1007	7	9x12	22	5	17.5	40
58 21 1008	8	9x12	22	5	17.5	39
58 21 1009	9	9x12	26	5.5	17.5	38
58 21 1010	10	9x12	26	5.5	17.5	42
58 21 1011	11	9x12	26	5.5	17.5	41
58 21 1012	12 ¹⁾	9x12	30	7	17.5	43
58 21 1013	13	9x12	30	7	17.5	45
58 21 1014	14	9x12	35	8	17.5	52
58 21 1015	15	9x12	35	8	17.5	51
58 21 1016	16	9x12	38	8.5	17.5	58
58 21 1017	17	9x12	38	8.5	17.5	60
58 21 1018	18	9x12	42	9	20*	71
58 21 1019	19	9x12	42	9	20*	74

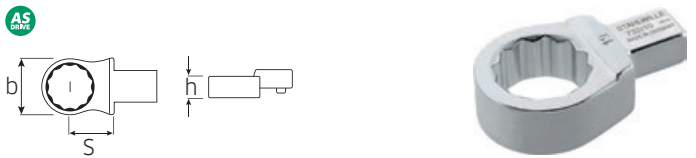
¹⁾ for flare nuts of hydraulic pipes on French vehicles
 * Caution! Modified settings on torque wrench (refer to note on p. 201)

731a/10 Open ended insert tools

Code	"	mm	b mm	h mm	S mm	Δg
58 61 1016	1/4	9x12	22	5	17.5	36
58 61 1020	5/16	9x12	22	5	17.5	53
58 61 1024	3/8	9x12	26	5.5	17.5	38
58 61 1028	7/16	9x12	26	5.5	17.5	37
58 61 1032	1/2	9x12	30	7	17.5	44
58 61 1034	9/16	9x12	35	8	17.5	49
58 61 1036	5/8	9x12	38	8.5	17.5	64
58 61 1038	11/16	9x12	42	9	20*	76
58 61 1040	3/4	9x12	42	9	20*	73

* Caution! Modified settings on torque wrench (refer to note on p. 201)

732/10 Ring insert tools



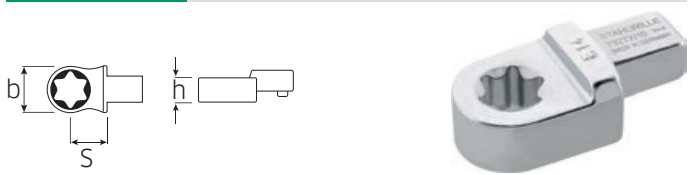
Code	"	mm	b mm	h mm	S mm	Δg
58 22 1007	7	9x12	13	8	17.5	37
58 22 1008	8	9x12	14.2	8	17.5	40
58 22 1010	10	9x12	17.2	9	17.5	44
58 22 1011	11	9x12	18.5	9	17.5	41
58 22 1012	12	9x12	20.5	11	17.5	49
58 22 1013	13	9x12	21.5	11	17.5	55
58 22 1014	14	9x12	22.5	11	17.5	52
58 22 1015	15	9x12	24.5	12	17.5	52
58 22 1016	16	9x12	26	12	17.5	54
58 22 1017	17	9x12	27	13	17.5	59
58 22 1018	18	9x12	28	13	17.5	56
58 22 1019	19	9x12	30.5	13	17.5	65
58 22 1021	21	9x12	33	15	17.5	71
58 22 1022	22	9x12	34.5	15	17.5	74

732a/10 Ring insert tools

Code	"	mm	b mm	h mm	S mm	Δg
58 62 1016	1/4	9x12	13	8	17.5	36
58 62 1020	5/16	9x12	14.2	8	17.5	37
58 62 1024	3/8 ¹⁾	9x12	17.2	9	17.5	37
58 62 1028	7/16	9x12	18.5	9	17.5	40
58 62 1032	1/2	9x12	21.5	11	17.5	53
58 62 1034	9/16	9x12	22.5	11	17.5	52
58 62 1036	5/8	9x12	26	12	17.5	54
58 62 1038	11/16	9x12	28	13	17.5	58
58 62 1040	3/4	9x12	30.5	13	17.5	58
58 62 1042	13/16	9x12	33	15	17.5	68
58 62 1044	7/8	9x12	34.5	15	17.5	69

¹⁾ for Volvo aero-engines, types "JAS"

732TX/10 TORX® insert tools



Code	size	mm	b mm	h mm	S mm	Δg
58 29 1006	E6	9x12	13	8	17.5	40
58 29 1008	E8	9x12	14.2	8	17.5	45
58 29 1010	E10	9x12	17.2	9	17.5	45
58 29 1012	E12	9x12	18.5	9	17.5	50
58 29 1014	E14	9x12	21.5	11	17.5	60