

5747022-2 ✓ ACTIVE

AMPLIMITE | AMPLIMITE HDP

TE Internal #: 5747022-2

AMPLIMITE HDP, PCB D-Sub Connectors, Plug, Board-to-Board, 25

Position, 2.74mm [.108in] Centerline, 2 Row, Row-to-Row Spacing

2.84 mm [.112 in]

[View on TE.com >](#)



[Connectors >](#) [D-Shaped Connectors >](#) [D-Sub Connectors >](#) [PCB D-Sub Connectors >](#)

D-Sub Plug Assembly: Standard, Right Angle, Shell Size 3, 2.74mm



Connector & Housing Type: **Plug**

Connector System: **Board-to-Board**

Number of Positions: **25**

Centerline (Pitch): **2.74 mm [.108 in]**

Number of Rows: **2**

[All D-Sub Plug Assembly: Standard, Right Angle, Shell Size 3, 2.74mm \(39\)](#)

## Features

### Product Type Features

Grounding Indents	With
Grounded	Yes
Grounding Straps	Without
Footprint	13.84 mm[.545 in]
Shell Type	Full Metal Shell
Connector & Housing Type	Plug
Connector System	Board-to-Board
D-Sub Shell Size	3
Sealable	No
Connector & Contact Terminates To	Printed Circuit Board
Product Type	Connector

### Configuration Features

Number of Positions	25
Number of Rows	2
PCB Mount Orientation	Right Angle
Preloaded	Yes



### Body Features

Female Screwlock Material	Steel
Plastic	No
Insert Material	Brass
Female Screwlock Plating Material	Zinc
Connector Profile	Standard
Shell Plating Material	Tin
Shell Material	Carbon Steel
Post Size	.64 mm[.025 in]

### Contact Features

Contact Mating Area Plating Material	Gold
Contact Underplating Material	Nickel
PCB Contact Termination Area Plating Material	Tin
Contact Base Material	Brass
Contact Shape & Form	Square
Contact Current Rating (Max)	6 A
	30 $\mu$ m

### Termination Features

Grounding Clips	Without
Termination Method to Printed Circuit Board	Through Hole - Solder
Termination Post Length	3.18 mm[.125 in]

### Mechanical Attachment

Panel Mount Feature	Without
PCB Mount Retention	With
PCB Mount Retention Type	Mounting Hole
Mating Retention	With
Mating Retention Type	Female Screwlocks, 4-40 UNC
Connector Mounting Type	Board Mount
Mounting Hole Diameter	3.05 mm[.12 in]

### Housing Features

Centerline (Pitch)	2.74 mm[.108 in]
Housing Material	Nylon GF, PBT GF



Housing Color	Black
---------------	-------

### Dimensions

Row-to-Row Spacing	2.84 mm [.112 in]
--------------------	-------------------

PCB Thickness (Recommended)	2.36 mm [.093 in]
-----------------------------	-------------------

### Usage Conditions

Operating Temperature Range	-55 – 105 °C [-67 – 221 °F]
-----------------------------	-----------------------------

### Operation/Application

Circuit Application	Signal
---------------------	--------

### Industry Standards

Insert Flammability Rating	UL 94V-0
----------------------------	----------

Approved Standards	UL E28476
--------------------	-----------

UL Flammability Rating	UL 94V-0
------------------------	----------

### Packaging Features

Packaging Method	Package
------------------	---------

Packaging Quantity	70
--------------------	----

### Other

Comment	Plugs are preloaded with size 20 DF posted pin contacts
---------	---

## Product Compliance

[For compliance documentation, visit the product page on TE.com>](#)

EU RoHS Directive 2011/65/EU	Compliant with Exemptions
------------------------------	---------------------------

EU ELV Directive 2000/53/EC	Compliant with Exemptions
-----------------------------	---------------------------

China RoHS 2 Directive MIIT Order No 32, 2016	Restricted Materials Above Threshold
---	--------------------------------------

EU REACH Regulation (EC) No. 1907/2006	<p>Current ECHA Candidate List: JAN 2021 (211)</p> <p>Candidate List Declared Against: JUN 2020 (209)</p> <p>SVHC &gt; Threshold:</p> <p>Pb (.35% in Component Part)</p>
--	--

**Article Safe Usage Statements:**  
Do not eat, drink or smoke when using this product. Wash thoroughly after handling. Recycle if possible and dispose of the article by following all applicable governmental regulations relevant to your geographic location.

Halogen Content	Not Low Halogen - contains Br or Cl > 900 ppm.
-----------------	--

Solder Process Capability	Wave solder capable to 265°C
---------------------------	------------------------------



Product Compliance Disclaimer

This information is provided based on reasonable inquiry of our suppliers and represents our current actual knowledge based on the information they provided. This information is subject to change. The part numbers that TE has identified as EU RoHS compliant have a maximum concentration of 0.1% by weight in homogenous materials for lead, hexavalent chromium, mercury, PBB, PBDE, DBP, BBP, DEHP, DIBP, and 0.01% for cadmium, or qualify for an exemption to these limits as defined in the Annexes of Directive 2011/65/EU (RoHS2). Finished electrical and electronic equipment products will be CE marked as required by Directive 2011/65/EU. Components may not be CE marked. Additionally, the part numbers that TE has identified as EU ELV compliant have a maximum concentration of 0.1% by weight in homogenous materials for lead, hexavalent chromium, and mercury, and 0.01% for cadmium, or qualify for an exemption to these limits as defined in the Annexes of Directive 2000/53/EC (ELV). Regarding the REACH Regulation, the information TE provides on SVHC in articles for this part number is based on the latest European Chemicals Agency (ECHA) 'Guidance on requirements for substances in articles' posted at this URL: <https://echa.europa.eu/guidance-documents/guidance-on-reach>

### Compatible Parts



TE Part # CAT-AM7-248H5  
IDC D-Sub: Receptacle Assembly, Wire to Wire, Signal, 2.77 mm



TE Part # CAT-AM7-253  
IDC D-Sub: Receptacle Assembly, Low Profile, Signal, 2.77 mm




TE Part # CAT-AM7-248H6  
IDC D-Sub: Receptacle Kit, Wire to Wire, Signal, 2.74 mm



TE Part # CAT-AM7-248H9  
IDC D-Sub: Receptacle Kit, Cable to Cable, Signal, 2.77 mm

### Also in the Series | AMPLIMITE HDP

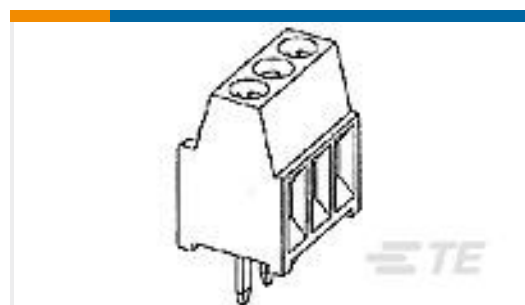


D-Sub Connector Contacts(6)



PCB D-Sub Connectors(88)


### Customers Also Bought



TE Part #1-282834-0  
TERMI-BLOK PCB MOUNT, 90 10P.



TE Part #1-1734328-2  
Mini USB AB R/A, Rcpt, SMT, T&R, 0.6 mm



TE Part #102203-2  
05 MODII HDR SRRA SHRD .100CL



TE Part #103239-6  
06 MODII HDR SRST B/A .100CL



## Documents

### Product Drawings

#### 25 PLUG RA/MS STD (SL)

English

### CAD Files

#### 3D PDF

English

#### Customer View Model

[ENG\\_CVM\\_5747022-2\\_A.2d\\_dxf.zip](#)

English

#### Customer View Model

[ENG\\_CVM\\_5747022-2\\_A.3d\\_igs.zip](#)

English

#### Customer View Model

[ENG\\_CVM\\_5747022-2\\_A.3d\\_stp.zip](#)

English

By downloading the CAD file I accept and agree to the [Terms and Conditions](#) of use.

### Datasheets & Catalog Pages

#### AMPLIMITE Subminiature D Connectors - Right-Angle Posted Connectors

English

### Product Specifications

#### Application Specification

English

#### Application Specification

English



**Instruction Sheets**

[Instruction Sheet \(U.S.\)](#)

English

---

**Agency Approvals**

[UL Report](#)

English