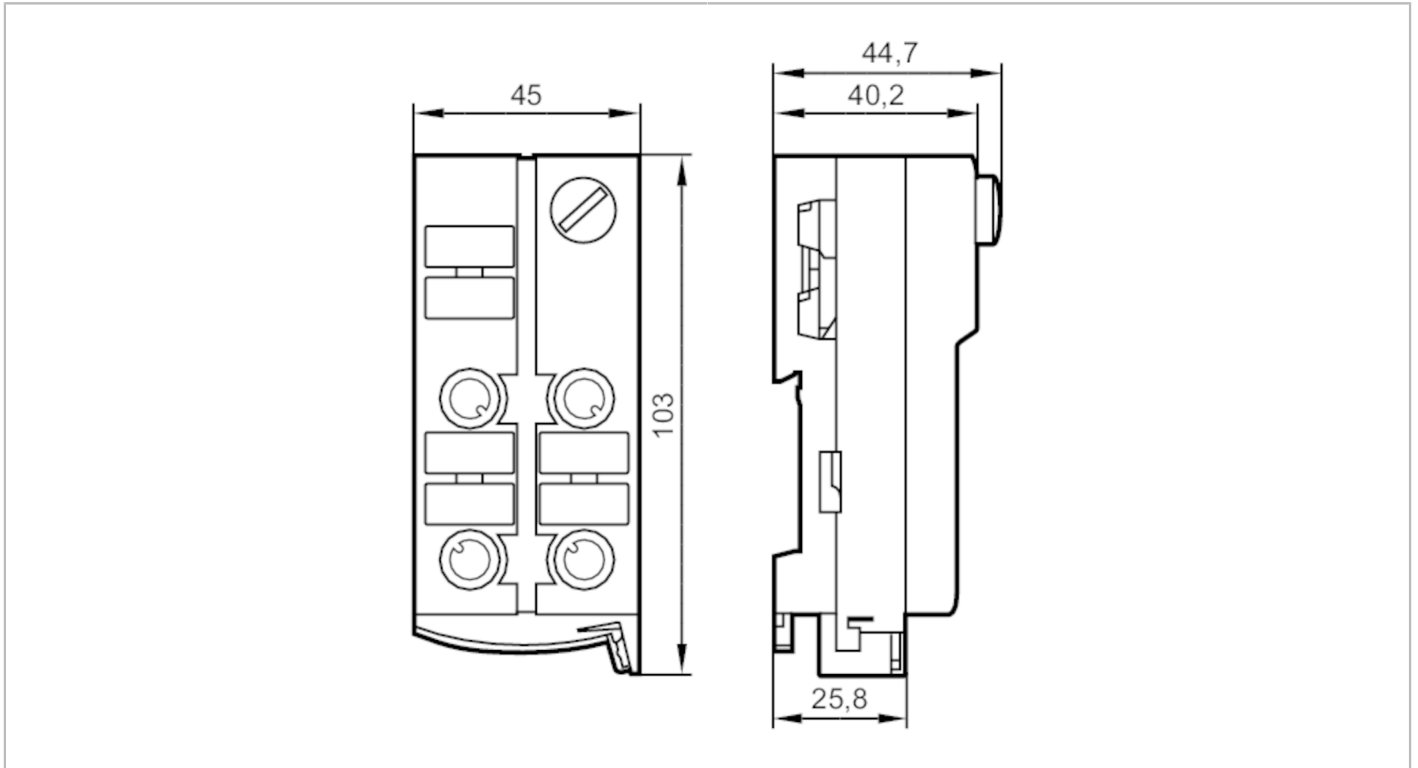


AC514A



AS-Interface ClassicLine module with quick mounting technology

ClassicL 2DO-Y 2DI-Y II 3D



Electrical data	
Operating voltage [V]	26.5...31.6 DC
Max. current consumption from AS-i [mA]	150
Max. current load total [A]	2
Integrated watchdog	yes
Inputs / outputs	
Number of inputs and outputs	Number of digital inputs: 2; Number of digital outputs: 2
Inputs	
Number of digital inputs	2
Input circuit of digital inputs	PNP
Sensor supply of the inputs	AS-i
Voltage supply [V]	18...30; (via flat cable)
Max. total current rating of inputs [mA]	100
Input current High [mA]	6...10
Input current Low [mA]	0...2
Min. switching level high signal [V]	11
Digital inputs protected against short circuits	yes

AC514A



AS-Interface ClassicLine module with quick mounting technology

ClassicL 2DO-Y 2DI-Y II 3D

Outputs					
Number of digital outputs	2				
Circuit	PNP				
Voltage range DC [V]	15...30; (to PELV; via flat cable)				
Max. current load per output [mA]	1000; (utilisation category DC-13 (control of electromagnets): 20 W (IEC 60947-5-1))				
Short-circuit proof	yes				
Electrically separated	yes				
Operating conditions					
Ambient temperature [°C]	-10...50				
Protection	IP 50				
Tests / approvals					
ATEX marking	Ex II 3D Ex tc IIIB T80°C Dc X IP50				
EMC	EN 50295				
	IEC 61000-6-2				
MTTF [years]	192				
AS-i classification					
AS-i version	2.11 + 3.0				
AS-i addressing	addressing socket				
Extended addressing mode possible	yes				
AS-i profile	S-B.A.E				
AS-i I/O configuration [hex]	B				
AS-i ID code [hex]	A.E				
AS-i certificate pending	yes				
Assignment of the data bits	data bit	D0	D1	D2	D3
	input	-	-	3	4
	socket	-	-	I-3/4	I-3/4 I-4
	pin	-	-	4	2 4
	Output	1	2	-	-
	socket	O-1/2	O-1/2 / O-2	-	-
	pin	4	2 4	-	-
Mechanical data					
Weight [g]	239.5				
Type of mounting	AS-i flat cables directly connectable				
Materials	PA; piercing contacts: CuSn6 nickel-plated and tin-plated				
Displays / operating elements					
Display	operation	LED, green			
	errors	LED, red			
	function	LED, yellow			
Accessories					
Accessories (supplied)	lower part				
Accessories (optional)	Protective cap: M12, E73004				
	Impact protection housing, E7000A				

AC514A



AS-Interface ClassicLine module with quick mounting technology

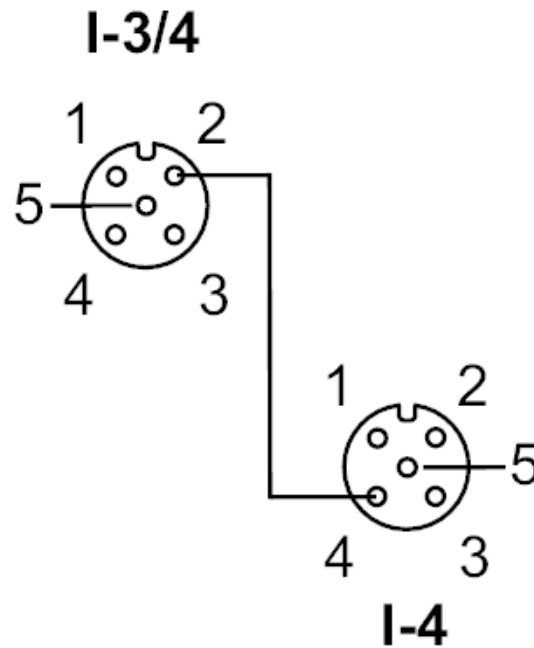
ClassicL 2DO-Y 2DI-Y II 3D

Remarks	
Remarks	Mechanical protection has to be implemented.
	Otherwise the unit must be installed together with the impact protection housing (E7000A).
	Do not connect any of the following points to an external potential: I-, I+, I-3/4, I-4
	The connections are electrically connected with the AS-i cable.
Pack quantity	1 pcs.

Electrical connection
quick mounting technology for AS-i flat cable: ; three orientations possible

Electrical connection - Inputs

Connection



AC514A



AS-Interface ClassicLine module with quick mounting technology

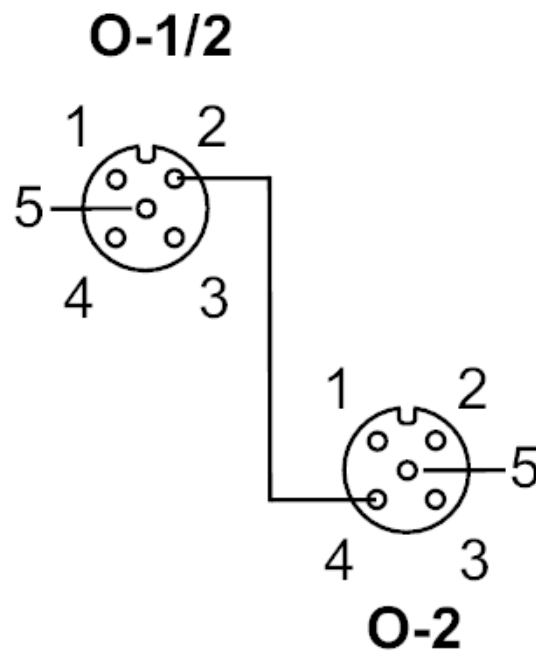
ClassicL 2DO-Y 2DI-Y II 3D

	Inputs
	socket I-3/4
1	Sensor supply L+
2	data input 4
3	voltage supply L-
4	data input 3
5	not used
	socket I-4
1	Sensor supply L+
2	not used
3	Sensor supply L-
4	data input 4
5	not used

Connector: M12

Electrical connection - Outputs

Connection



AC514A



AS-Interface ClassicLine module with quick mounting technology

ClassicL 2DO-Y 2DI-Y II 3D

	Outputs
	socket O-1/2
1	not used
2	switching output 2
3	external voltage AUX -
4	switching output 1
5	not used
	socket O-2
1	not used
2	not used
3	external voltage AUX -
4	switching output 2
5	not used

Connector: M12