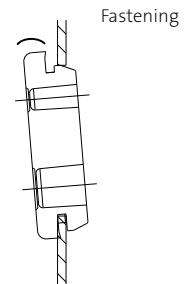


# KEL-DP 24

## Cable entry plates



2

### Product description

KEL-DP entry plates are designed for routing standard cables (without connectors). The KEL-DP products are a cost saving alternative to traditional cable glands. Either push the cable through the thin membrane or simply put a small slit in the thin membrane and push the cable through. Once the cable is through the membrane, it is immediately sealed.

ST Plugs (page 33) can be used for sealing pierced membranes if cables are removed. A special fixing rib ensures a centered fit in the cut-outs.

### Advantages

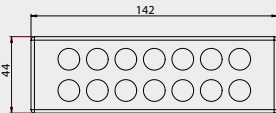
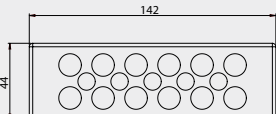
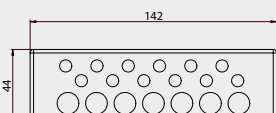
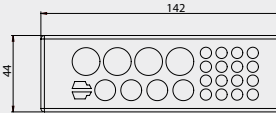
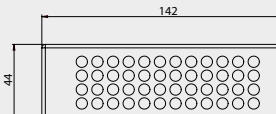
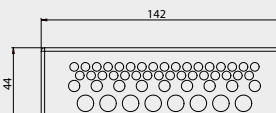
- Quick and easy assembly, no tools required
- High packing density
- Cost-effective
- For wall-thickness up to 1.5 - 4.0 mm

### Specification

**Material** Elastomer  
**Colour**  grey (similar RAL 7035)  black  
**Flame class** UL94-Vo, self-extinguishing  
**Protection class** IP64  
**Temperature** - 40°C to + 90°C (static)  
**Properties** Halogen-free, silicone-free  
**Cut-out dimensions** 36 × 112 mm  
  
**Type A:** For wall thickness 1.5 - 2.5 mm  
**Type B:** For wall thickness 2.8 - 4.0 mm

### Accessories

FP Flanged plates Page 124 - 129

Description	Type	Order No. Type A	Order No. Type B	Number of cables	PU
	KEL-DP 24 14	<input type="checkbox"/> 43512 <input checked="" type="checkbox"/> 50512	<input type="checkbox"/> 43522 <input checked="" type="checkbox"/> 50522	14× max. 12.1 mm	10
	KEL-DP 24 17	<input type="checkbox"/> 43514 <input checked="" type="checkbox"/> 50514	<input type="checkbox"/> 43523 <input checked="" type="checkbox"/> 50523	5× max. 10.5 mm 12× max. 12.6 mm	10
	KEL-DP 24 19	<input type="checkbox"/> 43516 <input checked="" type="checkbox"/> 50516	<input type="checkbox"/> 43524 <input checked="" type="checkbox"/> 50524	12× max. 6.5 mm 7× max. 12.1 mm	10
	KEL-DP 24 26	<input type="checkbox"/> 43518 <input checked="" type="checkbox"/> 50518	<input type="checkbox"/> 43525 <input checked="" type="checkbox"/> 50525	16× max. 6.5 mm 4× max. 12.1 mm 4× max. 16.1 mm 2× ASI-Leitungen	10
	KEL-DP 24 48	<input type="checkbox"/> 43519 <input checked="" type="checkbox"/> 50519	<input type="checkbox"/> 43526 <input checked="" type="checkbox"/> 50526	48× max. 6.5 mm	10
	KEL-DP 24 50	<input type="checkbox"/> 43520 <input checked="" type="checkbox"/> 50520	<input type="checkbox"/> 43527 <input checked="" type="checkbox"/> 50527	33× max. 5.3 mm 9× max. 6.4 mm 8× max. 8.3 mm	10