



Withdrawn Products

The following products presented in this data sheet are being withdrawn:

B65661D0000R026

Date of withdrawal: 02-AUG-02

Deadline for last orders: 31-DEC-02

Last shipments: 31-DEC-02

For further information please contact your nearest EPCOS sales office, which will also support you in selecting a suitable substitute. The addresses of the sales offices are given on the Internet at www.epcos.com/sales.

P 22 × 13

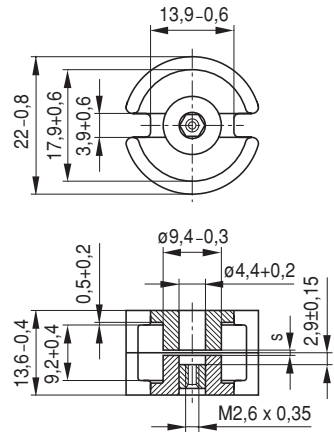
Core

B65661

- In accordance with IEC 60133
- Pot cores are supplied in sets

Magnetic characteristics (per set)

	with center hole	without center hole	
$\Sigma I/A$	0,5	0,46	mm ⁻¹
l_e	31,6	33,2	mm
A_e	63	72,6	mm ²
A_{min}	—	58,1	mm ²
V_e	2 000	2 410	mm ³



FPK0118-Q

Approx. weight (per set)

m	13	14	g

Gapped

Material	A_L value nH	s approx. mm	μ_e	Ordering code ¹⁾ -D with center hole -T w. threaded sleeve
N48	160 ± 2 %	0,50	64	B65661-+160-G48
	250 ± 2 %	0,26	100	B65661-+250-G48
	315 ± 3 %	0,22	125	B65661-+315-A48
	630 ± 3 %	0,10	250	B65661-+630-A48
	1250 ± 5 %	0,05	498	B65661-D1250-J48

Ungapped

Material	A_L value nH	μ_e	A_{L1min} nH	P_V W/set	Ordering code -D with center hole -W w/o center hole
K1	220 + 30/- 20 %	86			B65661-D-R1
N26	3800 + 30/- 20 %	1510			B65661-D-R26
N30	8300 + 30/- 20 %	2780			B65661-W-R30
T38	16000 + 40/- 30 %	6370			B65661-W-Y38
N87	4400 + 30/- 20 %	1600	2500	< 1,1 (200 mT, 100 kHz, 100 °C)	B65661-W-R87

1) Replace the + by the code letter "D" or "T" for the required version.

Coil former

Standard: to IEC 60133 and DIN 41 294
 Material: GFR polyterephthalate (UL 94 V-0, insulation class to IEC 60085:
 $F \triangleq$ max. operating temperature 155 °C), color code black
 Winding: see "Processing Notes", page 155

Insulating washer 1 between core and coil former

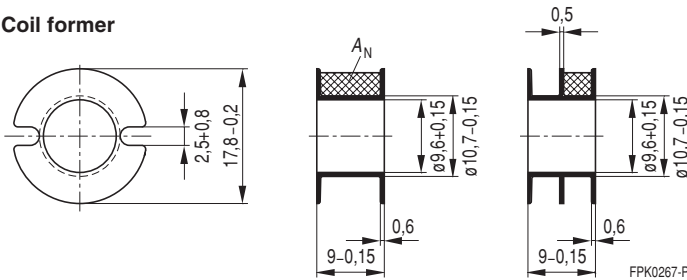
- For tolerance compensation and for insulation
- Polycarbonate spring washer (UL 94 V-0, insulation class to IEC 60085: E \triangleq 120 °C), 0,06 mm thick

Insulating washer 2 between core and terminal carrier

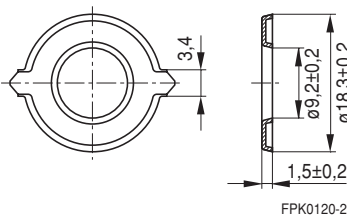
- For increased dielectric strength
- Made of polycarbonate (UL 94 V-0, insulation class to IEC 60085: E \triangleq 120 °C), 0,08 mm thick

Coil former				Ordering code
Sections	A_N mm ²	l_N mm	A_R value $\mu\Omega$	
1	23,4	44	67	B65662-B-T1
2	22,0	44	69	B65662-B-T2
Insulating washer 1 (reel packing, PU = 1 reel)				B65662-A5000
Insulating washer 2 (bulk)				B65662-A5002

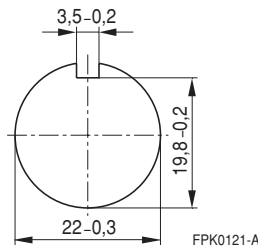
Coil former



Insulating washer 1



Insulating washer 2



Mounting assembly for printed circuit boards

- The set comprises a terminal carrier and a yoke
- For snap-in connection

Terminal carrier

Material: GFR polyterephthalate (UL 94 V-0, insulation class to IEC 60085:
F \triangleq max. operating temperature 155 °C), color code gray

Solderability: to IEC 60068-2-20, test Ta, method 1 (aging 3): 235 °C, 2 s

Resistance to soldering heat: to IEC 60068-2-20, test Tb, method 1B: 350 °C, 3,5 s

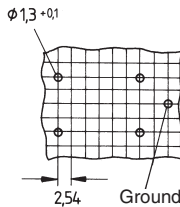
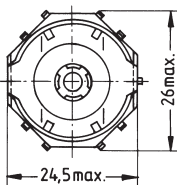
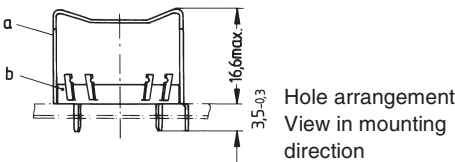
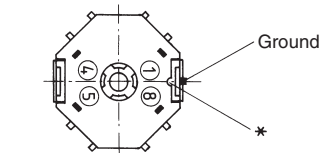
Yoke

Spring yoke, made of tinned nickel silver (0,4 mm), with ground terminal

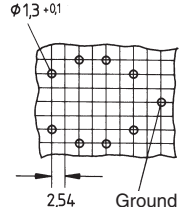
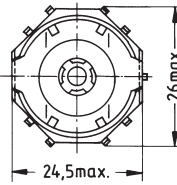
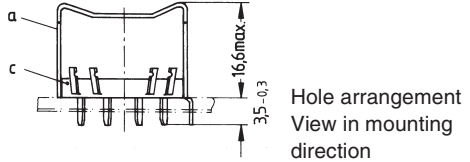
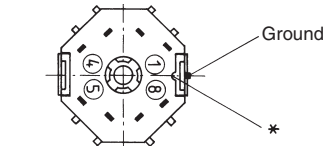
Complete mounting assembly
(4 solder terminals)
Ordering code: B65665-C5

Complete mounting assembly
(8 solder terminals)
Ordering code: B65665-C4

4 solder terminals



8 solder terminals



FPK0122-I

FPK0123-R

*) This recess must be on the side of the grounding pin to ensure that the yoke locks in position.

- a) Yoke
b) Terminal carrier with 4 solder terminals
c) Terminal carrier with 8 solder terminals

Herausgegeben von EPCOS AG

Marketing Kommunikation, Postfach 80 17 09, 81617 München, DEUTSCHLAND

© EPCOS AG 2000. Alle Rechte vorbehalten. Vervielfältigung, Veröffentlichung, Verbreitung und Verwertung dieser Broschüre und ihres Inhalts ohne ausdrückliche Genehmigung der EPCOS AG nicht gestattet.

Mit den Angaben in dieser Broschüre werden die Bauelemente spezifiziert, keine Eigenschaften zugesichert. Bestellungen unterliegen den vom ZVEI empfohlenen Allgemeinen Lieferbedingungen für Erzeugnisse und Leistungen der Elektroindustrie, soweit nichts anderes vereinbart wird.

Diese Broschüre ersetzt die vorige Ausgabe.

Fragen über Technik, Preise und Liefermöglichkeiten richten Sie bitte an den Ihnen nächstgelegenen Vertrieb der EPCOS AG oder an unsere Vertriebsgesellschaften im Ausland.

Bauelemente können aufgrund technischer Erfordernisse Gefahrstoffe enthalten. Auskünfte darüber bitten wir unter Angabe des betreffenden Typs ebenfalls über die zuständige Vertriebsgesellschaft einzuholen.

Published by EPCOS AG

Marketing Communications, P.O. Box 80 17 09, 81617 Munich, GERMANY

© EPCOS AG 2000. All Rights Reserved. Reproduction, publication and dissemination of this brochure and the information contained therein without EPCOS' prior express consent is prohibited.

The information contained in this brochure describes the type of component and shall not be considered as guaranteed characteristics. Purchase orders are subject to the General Conditions for the Supply of Products and Services of the Electrical and Electronics Industry recommended by the ZVEI (German Electrical and Electronic Manufacturers' Association), unless otherwise agreed.

This brochure replaces the previous edition.

For questions on technology, prices and delivery please contact the Sales Offices of EPCOS AG or the international Representatives.

Due to technical requirements components may contain dangerous substances. For information on the type in question please also contact one of our Sales Offices.