

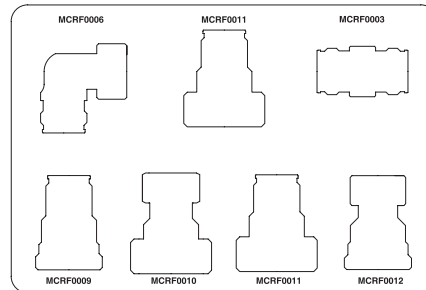
# 4.3-10 RF Adapter Kit

**multicomp** PRO

**RoHS  
Compliant**



Diagram of the Kit



7-Piece 4.3-10 RF Adapter Kit comes packaged in a foam padded zipper storage case.

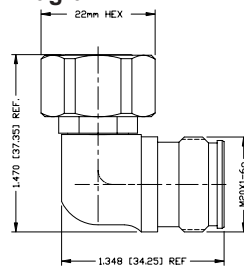
## Kit Contents

### 1. MCRF0006

4.3-10 Female to 4.3-10 Male Right Angle Adapter



Diagram



Dimensions : Inches (Millimetres)

#### Specifications

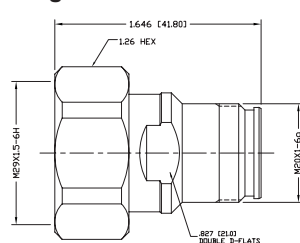
Adapter Style	: Right Angle Low PIM
Impedance	: 50Ω
Frequency Range	: DC-6 GHz
Insertion Loss	: $-0.03\text{dB} \times \sqrt{\text{Frequency GHz}}$
VSWR Max.	: $<1.15:1 @ 3 \text{ GHz}$
Body Plating	: White Bronze
Contact Plating	: Silver
Dielectric	: PTFE
Operating Temperature	: $-40^\circ\text{C}$ to $+155^\circ\text{C}$

### 2. MCRF0011

4.3-10 Female to 7-16 DIN Male Adapter



Diagram



Dimensions : Inches (Millimetres)

#### Specifications

Adapter Style	: Straight Low PIM
Impedance	: 50Ω
Frequency Range	: 0 ~ 6 GHz
Max. PIM	: $-160\text{dBc Max. (1900MHz)}$
VSWR	: 0 to 3 GHz $<1.1:1$ 3 to 4 GHz $<1.15:1$ 4 to 6 GHz $<1.25:1$
Insertion Loss	: 0.05 dB Max. @ 3.0 GHz
Insulation Resistance	: 5000MΩ
Working Voltage	: 1200 Vrms Max.
Mating Cycles	: 500
Body Plating	: White Bronze
Contact Plating	: Silver
Dielectric	: PTFE
Operating Temperature	: $-55^\circ\text{C}$ to $+85^\circ\text{C}$

Newark.com/multicomp-pro  
Farnell.com/multicomp-pro  
Element14.com/multicomp-pro

**multicomp** PRO

# 4.3-10 RF Adapter Kit

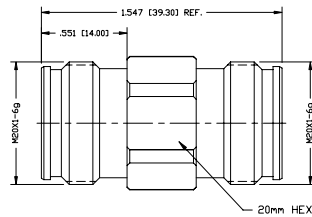
**multicomp**PRO

## 3. MCRF0003

### 4.3-10 Female to 4.3-10 Female Barrel Adapter



Diagram



Dimensions : Inches (Millimetres)

#### Specifications

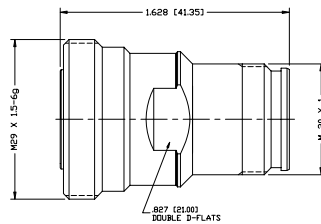
Adapter Style	: Straight Low PIM
Impedance	: 50Ω
Frequency Range	: DC-6 GHz
Insertion Loss	: -0.01dB × √Frequency GHz
VSWR Max.	: <1.15:1 @ 3 GHz
Body Plating	: White Bronze
Contact Plating	: Silver
Dielectric	: PTFE
Operating Temperature	: -40°C to +155°C

## 4. MCRF0009

### 4.3-10 Female to 7-16 DIN Female Adapter



Diagram



Dimensions : Inches (Millimetres)

#### Specifications

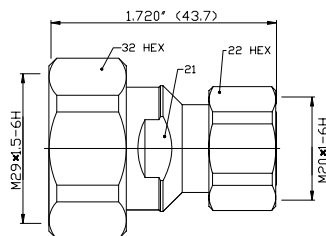
Adapter Style	: Straight Low PIM
Impedance	: 50Ω
Frequency Range	: 0-6 GHz
VSWR	: ≤ 1.15
PIM	: < -160dBc
Dielectric Withstanding Voltage	: 2000V AC
Insulation Resistance	: 1000MΩ
Body Plating	: White Bronze
Contact Plating	: Silver
Dielectric	: PTFE
Operating Temperature	: -40°C to +155°C

## 5. MCRF0010

### 4.3-10 Male to 7-16 DIN Male Adapter



Diagram



Dimensions : Inches (Millimetres)

#### Specifications

Adapter Style	: Straight Low PIM
Impedance	: 50Ω
Frequency Range	: 0-6 GHz
VSWR	: ≤ 1.15:1
PIM	: < -160dBc
Dielectric Withstanding Voltage	: 2000V AC
Insulation Resistance	: 1000MΩ
Body Plating	: White Bronze
Contact Plating	: Silver
Dielectric	: PTFE
Operating Temperature	: -40°C to +155°C

Newark.com/multicomp-pro  
Farnell.com/multicomp-pro  
Element14.com/multicomp-pro

**multicomp**PRO

# 4.3-10 RF Adapter Kit

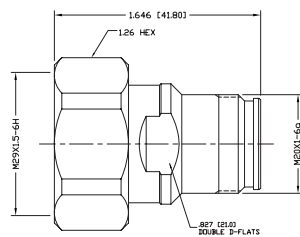


## 6. MCRF0011

### 4.3-10 Female to 7-16 DIN Male Adapter



Diagram



Dimensions : Inches (Millimetres)

#### Specifications

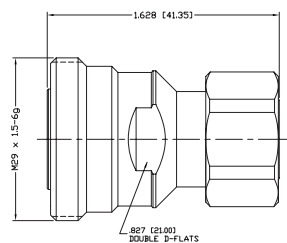
Adapter Style	: Straight Low PIM
Impedance	: 50Ω
Frequency Range	: 0 ~ 6 GHz
Max. PIM	: -160dBc Max. (1900MHz)
VSWR	: 0 to 3 GHz <1.1:1 3 to 4 GHz <1.15:1 4 to 6 GHz <1.25:1
Insertion Loss	: 0.05 dB Max. @ 3.0 GHz
Insulation Resistance	: 5000MΩ
Working Voltage	: 1200 Vrms Max.
Mating Cycles	: 500
Body Plating	: White Bronze
Contact Plating	: Silver
Dielectric	: PTFE
Temperature Range	: -55°C to +85°C

## 7. MCRF0012

### 4.3-10 Male to 7-16 DIN Female Adapter



Diagram



Dimensions : Inches (Millimetres)

#### Specifications

Adapter Style	: Straight Low PIM
Impedance	: 50Ω
Frequency Range	: 0-6 GHz
VSWR	: ≤ 1.15:1
PIM	: < -160dBc
Dielectric Withstanding Voltage	: 2000V AC
Insulation Resistance	: 1000MΩ
Body Plating	: White Bronze
Contact Plating	: Silver
Dielectric	: PTFE
Operating Temperature	: -40°C to +155°C

#### Part Number Table

Description	Part Number
7-Pc. 4.3-10 RF Adapter Kit	MCRF0002

**Important Notice** : This data sheet and its contents (the "Information") belong to the members of the AVNET group of companies (the "Group") or are licensed to it. No licence is granted for the use of it other than for information purposes in connection with the products to which it relates. No licence of any intellectual property rights is granted. The Information is subject to change without notice and replaces all data sheets previously supplied. The Information supplied is believed to be accurate but the Group assumes no responsibility for its accuracy or completeness, any error in or omission from it or for any use made of it. Users of this data sheet should check for themselves the Information and the suitability of the products for their purpose and not make any assumptions based on information included or omitted. Liability for loss or damage resulting from any reliance on the Information or use of it (including liability resulting from negligence or where the Group was aware of the possibility of such loss or damage arising) is excluded. This will not operate to limit or restrict the Group's liability for death or personal injury resulting from its negligence. Multicomp Pro is the registered trademark of Premier Farnell Limited 2019.

Newark.com/multicomp-pro  
Farnell.com/multicomp-pro  
Element14.com/multicomp-pro

