

**THREADED BODY**

AISI 303 stainless steel.

**PLUNGER**

Nickel-plated AISI 303 stainless steel.

Suggested tolerance for matching hole = H7.

**LOCKING NUT**

Stainless steel.

**HANDLE**

High-resilience polyamide based (PA) technopolymer, black colour, matte finish.

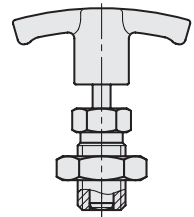
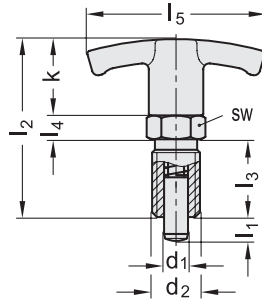
**STANDARD EXECUTIONS**

- **GN 817.4-B-NI**: without rest position, without locking nut.
- **GN 817.4-BK-NI**: without rest position, with locking nut.
- **GN 817.4-C-NI**: with rest position (pull the knob and turn it by 90°), without locking nut.
- **GN 817.4-CK-NI**: with rest position (pull the knob and turn it by 90°), with locking nut.

**FEATURES AND APPLICATIONS**

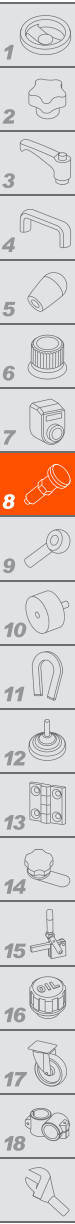
Two different strokes (l1) for every plunger diameter (d1), retracted position mechanism (GN 817.4-C-NI) inside the knob.

The special T-shape of the handle allows to exert a greater force of release and the visibility of the positioning of the execution with the retracted position (GN 817.4-C-NI).



INOX STAINLESS STEEL

Code	Description	d1		k	l1	l2	l3	l4	l5	sw	Spring preload [N]	Spring max load [N]	⚖️
		Plunger -0.02-0.04	d2										
GN.34651	GN 817.4-6-6-B-NI	6	M12x1.5	20	6	48	22	6	54	14	6.5	19	30
GN.34653	GN 817.4-6-9-B-NI	6	M12x1.5	20	9	48	22	6	54	14	6	25	50
GN.34655	GN 817.4-8-8-B-NI	8	M16x1.5	25	8	59	26	8	59	17	8.5	26	70
GN.34657	GN 817.4-8-12-B-NI	8	M16x1.5	25	12	59	26	8	59	17	8.5	28	80
GN.34659	GN 817.4-10-12-B-NI	10	M16x1.5	25	12	59	26	8	59	17	9.5	38	160
GN.34661	GN 817.4-12-15-B-NI	12	M20x1.5	25	15	68	33	10	59	22	11.5	40	180
GN.34674	GN 817.4-6-6-BK-NI	6	M12x1.5	20	6	48	22	6	54	14	6.5	19	40
GN.34676	GN 817.4-6-9-BK-NI	6	M12x1.5	20	9	48	22	6	54	14	6	25	40
GN.34678	GN 817.4-8-8-BK-NI	8	M16x1.5	25	8	59	26	8	59	17	8.5	26	80
GN.34680	GN 817.4-8-12-BK-NI	8	M16x1.5	25	12	59	26	8	59	17	8.5	28	90
GN.34682	GN 817.4-10-12-BK-NI	10	M16x1.5	25	12	59	26	8	59	17	9.5	38	110
GN.34684	GN 817.4-12-15-BK-NI	12	M20x1.5	25	15	68	33	10	59	22	11.5	40	130
GN.34652	GN 817.4-6-6-C-NI	6	M12x1.5	20	6	48	22	6	54	14	6.5	19	35
GN.34654	GN 817.4-6-9-C-NI	6	M12x1.5	20	9	48	22	6	54	14	6	25	35
GN.34656	GN 817.4-8-8-C-NI	8	M16x1.5	25	8	59	26	8	59	17	8.5	26	60
GN.34658	GN 817.4-8-12-C-NI	8	M16x1.5	25	12	59	26	8	59	17	8.5	28	60
GN.34660	GN 817.4-10-12-C-NI	10	M16x1.5	25	12	59	26	8	59	17	9.5	38	80
GN.34662	GN 817.4-12-15-C-NI	12	M20x1.5	25	15	68	33	10	59	22	11.5	40	100
GN.34675	GN 817.4-6-6-CK-NI	6	M12x1.5	20	6	48	22	6	54	14	6.5	19	40
GN.34677	GN 817.4-6-9-CK-NI	6	M12x1.5	20	9	48	22	6	54	14	6	25	40
GN.34679	GN 817.4-8-8-CK-NI	8	M16x1.5	25	8	59	26	8	59	17	8.5	26	40
GN.34681	GN 817.4-8-12-CK-NI	8	M16x1.5	25	12	59	26	8	59	17	8.5	28	80
GN.34683	GN 817.4-10-12-CK-NI	10	M16x1.5	25	12	59	26	8	59	17	9.5	38	150
GN.34685	GN 817.4-12-15-CK-NI	12	M20x1.5	25	15	68	33	10	59	22	11.5	40	150



Indexing and positioning elements