



Model number

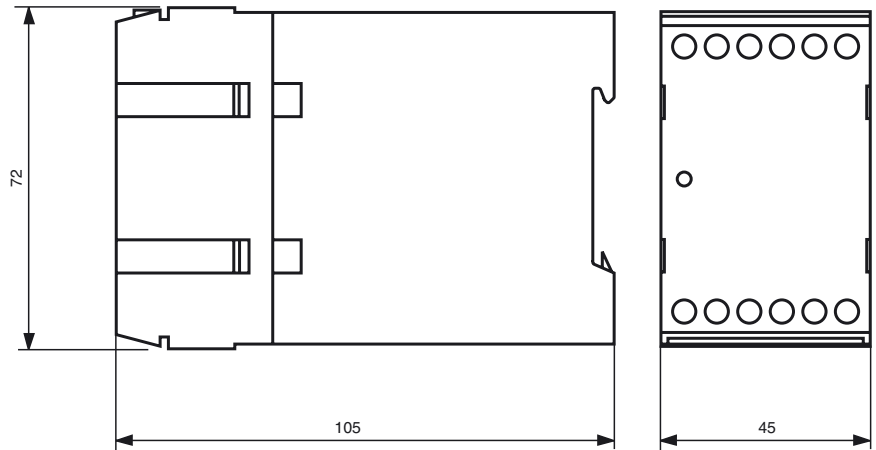
K26-STR-24VDC-2A

Power supply, 24 V DC, 2 A

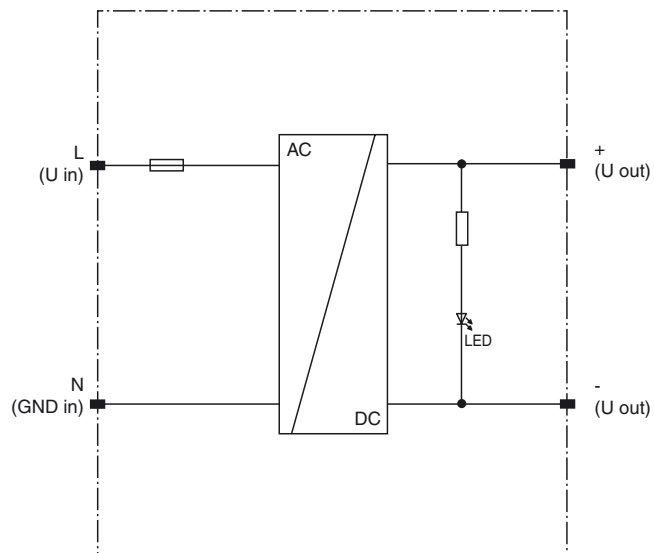
Features

- 2 A output load
- 110 - 250 V_{AC} supply voltage
- 24 V DC output voltage
- Continuous short-circuit and continuous open-circuit proof
- LED operating display
- SELV-Output
- Compact design
- 89 % efficiency level
- Suitable for AS-Interface power supply in gateway-integrated data decoupling

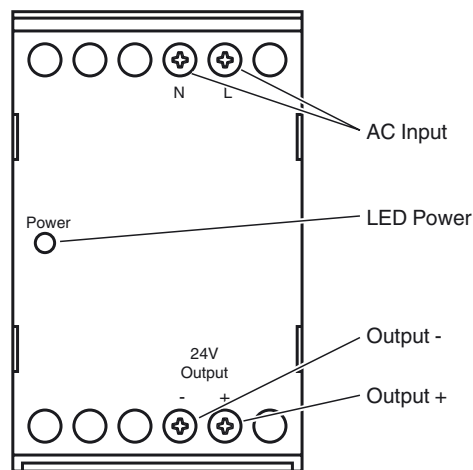
Dimensions



Electrical connection



Indicating / Operating means



Release date: 2014-01-29 13:45 Date of issue: 2014-02-07 210594_eng.xml

Technical data**Indicators/operating means**

LED POWER	LED green
-----------	-----------

Electrical specifications

Fusing	2.5 AT
Capacity factor	0.45 capacitive at 230 V _{AC} 0.5 capacitive at 120 V _{AC}
Rated operating voltage	U _e 94 ... 265 V _{AC}
Rated operating current	I _e 1.1 A (120 V _{AC}) 0.6 A (230 V _{AC})
Supply frequency	47 ... 63 Hz
Efficiency	89 %
Nominal voltage	U _n 110 ... 250 V _{AC}
Peak inrush current	I ² t < 1.5 A ² s

Output

Current limit	2.5 A
Current	0 ... 2 A
Voltage	24 V ± 3 %

Residual ripple	≤ 50 mV
Holdup time	> 70 ms/230 V _{AC} > 10 ms/120 V _{AC}

Ambient conditions

Ambient temperature	-10 ... 70 °C (14 ... 158 °F) with free convection
Storage temperature	-25 ... 85 °C (-13 ... 185 °F)

Mechanical specifications

Protection degree	IP20
Protection class	II
Connection	Connection terminals, max. conductor cross-section 0.5 ... 2.5 mm ² stripped length 10 mm
Mass	207 g
Mounting	Snap onto 35 mm standard rail compliant with DIN EN 60715:2001

Compliance with standards and directives

Directive conformity	
Low Voltage Directive 2006/95/EC	EN 60950-1:2006
EMC Directive 2004/108/EC	EN 55011:2009, EN 61000-6-2:2001, EN 61000-6-3:2001, EN 61000-3-2:2006, EN 61000-6-1:2002, EN 61000-6-4:2002; DIN 61000-3-3:2006
Standard conformity	
Electromagnetic compatibility	EN 55011:2009, EN 61000-6-2:2001, EN 61000-6-3:2001, EN 61000-3-2:2006, EN 61000-6-1:2002, EN 61000-6-4:2002; DIN 61000-3-3:2006
Protection degree	EN 60529:2000
Electrical safety	acc. to VDE 0805:2006/EN 60950-1:2006/IEC 950:2006

Notes**Mounting**

In order to ensure proper heat dissipation the power supply has to be mounted vertically in such a way, that the input terminals (L/N/PE) are located at the upper side and the output terminals (+/-) at the lower side of the front panel.

A minimum clearance of 100 mm beneath and above and 30 mm to the right and left of the power supply must be provided.

The inlet air temperature beneath the unit must not exceed the values specified in this instruction.

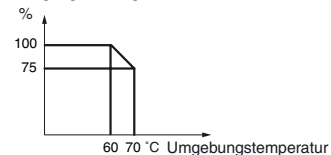
Function

The particularly narrow power supply provides direct current with an output voltage of 24 V_{DC} ± 3 % and provides optimum utilization of space in the control cabinet. The wide range input enables operation with an input voltage of 94 to 265 V_{AC} with an improved efficiency of 89 %. The power supply is continuous open-circuit and continuous short-circuit proof.

An LED indicates operation (power). The device features a convenient mounting rail attachment.

Derating

Ausgangsleistung

**Strombegrenzungskennlinie**

Ausgangsspannung

