

CONTACTOR RELAY LATCHED, 2NO+2NC, AC  
110/120V, 50/60HZ, SIZE S00, SCREW TERMINAL



product brand name		SIRIUS
Product designation		contactor relay

### General technical data:

<b>Insulation voltage</b>		
<ul style="list-style-type: none"> <li>with degree of pollution 3 Rated value</li> </ul>	V	690
<b>Degree of pollution</b>		3
<b>Surge voltage resistance Rated value</b>	kV	6
<b>Mechanical service life (switching cycles)</b>		
<ul style="list-style-type: none"> <li>of the contactor typical</li> </ul>		5 000 000
<ul style="list-style-type: none"> <li>of the contactor with added electronics-compatible auxiliary switch block typical</li> </ul>		5 000 000
<ul style="list-style-type: none"> <li>of the contactor with added auxiliary switch block typical</li> </ul>		5 000 000
<b>Protection class IP</b>		
<ul style="list-style-type: none"> <li>on the front</li> </ul>		IP20
<b>Equipment marking</b>		
<ul style="list-style-type: none"> <li>acc. to DIN EN 61346-2</li> </ul>		K
<ul style="list-style-type: none"> <li>acc. to DIN EN 81346-2</li> </ul>		K

### Control circuit/ Control:

<b>Type of voltage of the control supply voltage</b>		AC
<b>Control supply voltage with AC</b>		
<ul style="list-style-type: none"> <li>at 50 Hz Rated value</li> </ul>	V	110
<ul style="list-style-type: none"> <li>at 60 Hz Rated value</li> </ul>	V	120
<ul style="list-style-type: none"> <li>Rated value</li> </ul>	Hz	50
<b>Control supply voltage frequency 2 Rated value</b>	Hz	60

<b>Operating range factor control supply voltage rated value of the magnet coil with AC</b>		
• at 50 Hz		0.8 ... 1.1
• at 60 Hz		0.85 ... 1.1
<b>Apparent pick-up power of the magnet coil with AC</b>	V·A	37
<b>Apparent holding power of the magnet coil with AC</b>	V·A	5.7
<b>Inductive power factor</b>		
• with closing power of the coil		0.8
• with the holding power of the coil		0.25

#### Auxiliary circuit:

<b>Number of NC contacts</b>		
• for auxiliary contacts		2
— instantaneous contact		2
<b>Number of NO contacts</b>		
• for auxiliary contacts		2
— instantaneous contact		2
<b>Product expansion Auxiliary switch</b>		Yes
<b>Identification number and letter for switching elements</b>		22 E
<b>Operating current at AC-15</b>		
• at 230 V Rated value	A	10
• at 400 V Rated value	A	3
• at 690 V Rated value	A	1
<b>Design of the miniature circuit breaker</b>		
• for short-circuit protection of the auxiliary circuit up to 230 V		C characteristic: 6 A; 0.4 kA
<b>Contact reliability of the auxiliary contacts</b>		1 faulty switching per 100 million (17 V, 1 mA)

#### UL/CSA ratings:

<b>Contact rating of the auxiliary contacts acc. to UL</b>		A600 / Q600
--	--	-------------

#### Short-circuit:

<b>Design of the fuse link</b>		
• for short-circuit protection of the auxiliary switch required		fuse gL/gG: 10 A

#### Installation/ mounting/ dimensions:

<b>mounting position</b>		+/-180° rotation possible on vertical mounting surface; can be tilted forward and backward by +/- 22.5° on vertical mounting surface
<b>Mounting type</b>		screw and snap-on mounting onto 35 mm standard mounting rail
<b>Height</b>	mm	57.5
<b>Width</b>	mm	90
<b>Depth</b>	mm	73

<b>Required spacing</b>		
<ul style="list-style-type: none"> <li>for grounded parts <ul style="list-style-type: none"> <li>at the side</li> </ul> </li> </ul>	mm	6
<ul style="list-style-type: none"> <li>for live parts <ul style="list-style-type: none"> <li>at the side</li> </ul> </li> </ul>	mm	6

#### Connections/ Terminals:

<b>Type of electrical connection</b>		screw-type terminals
<ul style="list-style-type: none"> <li>for auxiliary and control current circuit</li> </ul>		
<b>Type of connectable conductor cross-section</b>		
<ul style="list-style-type: none"> <li>for auxiliary contacts <ul style="list-style-type: none"> <li>single or multi-stranded</li> <li>finely stranded with core end processing</li> </ul> </li> <li>for AWG conductors for auxiliary contacts</li> </ul>		2x (0,5 ... 1,5 mm <sup>2</sup> ), 2x (0,75 ... 2,5 mm <sup>2</sup> ), 2x 4 mm <sup>2</sup> 2x (0.5 ... 1.5 mm <sup>2</sup> ), 2x (0.75 ... 2.5 mm <sup>2</sup> ) 2x (20 ... 16), 2x (18 ... 14), 2x 12

#### Safety related data:

<b>B10 value with high demand rate acc. to SN 31920</b>		1 000 000
<ul style="list-style-type: none"> <li>Note</li> </ul>		With 0.3 x I <sub>e</sub>
<b>Proportion of dangerous failures</b>		
<ul style="list-style-type: none"> <li>with low demand rate acc. to SN 31920</li> <li>with high demand rate acc. to SN 31920</li> </ul>	%	40 73
<b>Failure rate [FIT] with low demand rate acc. to SN 31920</b>	FIT	100
<b>T1 value for proof test interval or service life acc. to IEC 61508</b>	y	20
<b>Protection against electrical shock</b>		finger-safe

#### Mechanical data:

<b>Size of contactor</b>		S00
--------------------------	--	-----

#### Ambient conditions:

<b>Installation altitude at height above sea level maximum</b>	m	2 000
<b>Ambient temperature</b>		
<ul style="list-style-type: none"> <li>during operation</li> <li>during storage</li> </ul>	°C	-25 ... +60 -55 ... +80

#### Certificates/ approvals:

General Product Approval	Functional Safety/Safety of Machinery	Declaration of Conformity	Test Certificates
--------------------------	---------------------------------------	---------------------------	-------------------



[Type Examination](#)



[Type Test Certificates/Test Report](#)

Test Certificates	Shipping Approval
-------------------	-------------------

[Special Test Certificate](#)



Shipping Approval	other
-------------------	-------



[Environmental Confirmations](#)



#### Further information

##### Information- and Downloadcenter (Catalogs, Brochures,...)

<http://www.siemens.com/industrial-controls/catalogs>

##### Industry Mall (Online ordering system)

<http://www.siemens.com/industrymall>

##### Cax online generator

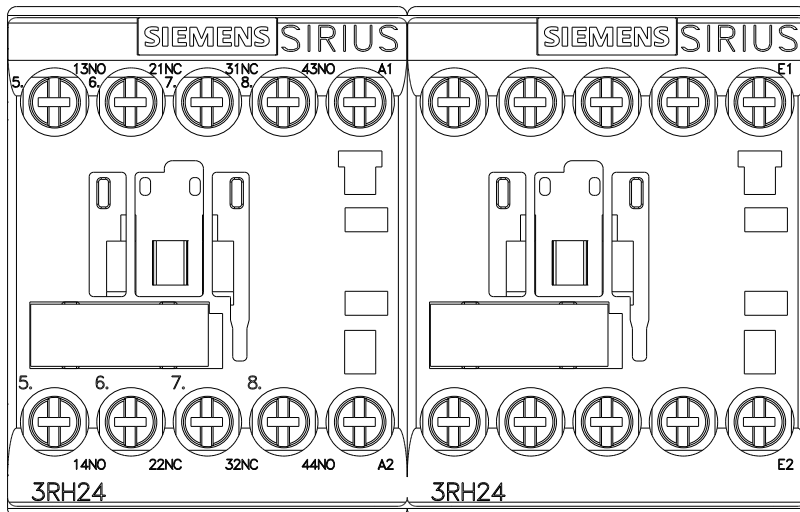
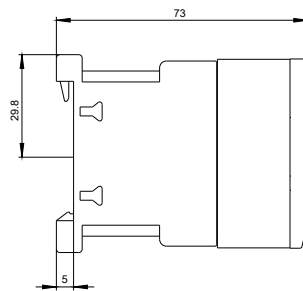
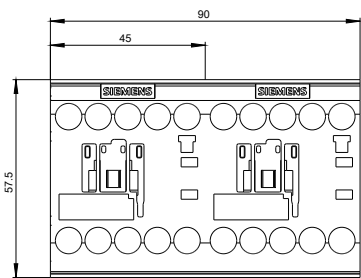
<http://support.automation.siemens.com/WW/CAXorder/default.aspx?lang=en&mlfb=3RH24221AK60>

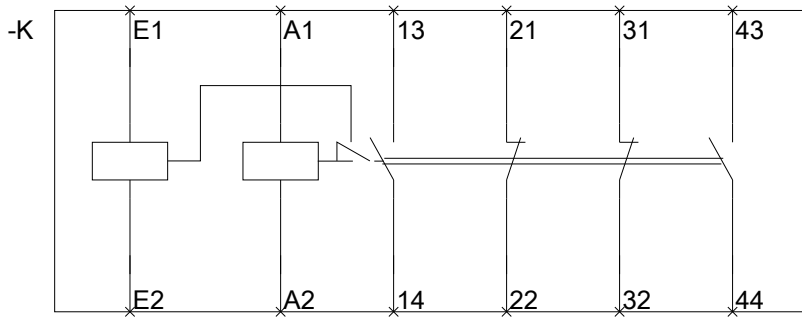
##### Service&Support (Manuals, Certificates, Characteristics, FAQs,...)

<http://support.automation.siemens.com/WW/view/en/3RH24221AK60/all>

##### Image database (product images, 2D dimension drawings, 3D models, device circuit diagrams, EPLAN macros, ...)

[http://www.automation.siemens.com/bilddb/cax\\_de.aspx?mlfb=3RH24221AK60&lang=en](http://www.automation.siemens.com/bilddb/cax_de.aspx?mlfb=3RH24221AK60&lang=en)





last modified:

11.03.2015