

1116549-1 ✓ ACTIVE

CHAMP | CHAMP Docking Connectors

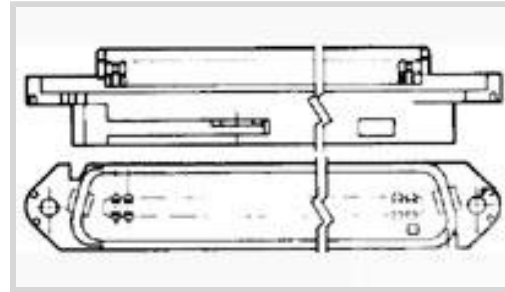
TE Internal #: 1116549-1

CHAMP Docking Connectors, IDC D-Sub Connectors, Plug, 26 –
24AWG Solid Wire Size, .13 – .32mm² Solid Wire Size, 24AWG
Stranded Wire Size

[View on TE.com >](#)



Connectors > D-Shaped Connectors > D-Sub Connectors > IDC D-Sub Connectors > IDC D-Sub: Plug Assembly, Signal, Cable to Cable, 2.16 mm



Connector & Housing Type: **Plug**

Solid Wire Size: **.13 – .32 mm²**

Stranded Wire Size: **24 AWG**

[All IDC D-Sub: Plug Assembly, Signal, Cable to Cable, 2.16 mm \(26\)](#)

Features

Product Type Features

Connector Classification	IDC
Profile	Standard
Slot Type Letter Code	B
Product Category	Connectors
Connector & Housing Type	Plug
Connector System	Cable-to-Cable
Connector Product Type	Connector Assembly
Sealable	No
Connector & Contact Terminates To	Wire & Cable

Configuration Features

Number of Positions	50
Number of Rows	2
Compatible With Wire & Cable Type	Discrete Wire, Round Jacketed Cable

Body Features

Color	Black
-------	-------

Contact Features

Contact Mating Area Plating Material	Gold Flash
Contact Underplating Material	Palladium Nickel



Contact Base Material	Copper Alloy
-----------------------	--------------

Contact Current Rating (Max)	3.5 A
------------------------------	-------

Mechanical Attachment

Flange Thickness	Thick
------------------	-------

Mating Connector Lock	With
-----------------------	------

Mating Connector Lock Type	Screwlocks
----------------------------	------------

Panel Mount Feature	Without
---------------------	---------

Screw & Hole Thread Size	M3
--------------------------	----

Connector Mounting Type	Cable Mount (Free-Hanging)
-------------------------	----------------------------

Housing Features

Housing Material	Polyphenylene Oxide
------------------	---------------------

Housing Color Dot Designation	Blue
-------------------------------	------

Housing Color	Black
---------------	-------

Centerline (Pitch)	2.16 mm[.085 in]
--------------------	------------------

Dimensions

Insulation Diameter (Max)	1.15 mm[.045 in]
---------------------------	------------------

Solid Wire Size	.13 – .32 mm ²
-----------------	---------------------------

Stranded Wire Size	24 AWG
--------------------	--------

Wire Size	26 – 24 AWG
-----------	-------------

Usage Conditions

Operating Temperature Range	-55 – 105 °C[-67 – 221 °F]
-----------------------------	----------------------------

Operation/Application

Shielded	No
----------	----

Circuit Application	Signal
---------------------	--------

Packaging Features

Packaging Method	Box & Tray, Package
------------------	---------------------

Packaging Quantity	100
--------------------	-----

Product Compliance

For compliance documentation, visit the product page on TE.com>

EU RoHS Directive 2011/65/EU	Compliant
------------------------------	-----------

EU ELV Directive 2000/53/EC	Compliant
-----------------------------	-----------



China RoHS 2 Directive MIIT Order No 32, 2016	No Restricted Materials Above Threshold
EU REACH Regulation (EC) No. 1907/2006	Current ECHA Candidate List: JAN 2021 (211) Candidate List Declared Against: JAN 2021 (211) Does not contain REACH SVHC
Halogen Content	Low Bromine/Chlorine - Br and Cl < 900 ppm per homogenous material. Also BFR /CFR/PVC Free
Solder Process Capability	Not applicable for solder process capability





Product Compliance Disclaimer

This information is provided based on reasonable inquiry of our suppliers and represents our current actual knowledge based on the information they provided. This information is subject to change. The part numbers that TE has identified as EU RoHS compliant have a maximum concentration of 0.1% by weight in homogenous materials for lead, hexavalent chromium, mercury, PBB, PBDE, DBP, BBP, DEHP, DIBP, and 0.01% for cadmium, or qualify for an exemption to these limits as defined in the Annexes of Directive 2011/65/EU (RoHS2). Finished electrical and electronic equipment products will be CE marked as required by Directive 2011/65/EU. Components may not be CE marked. Additionally, the part numbers that TE has identified as EU ELV compliant have a maximum concentration of 0.1% by weight in homogenous materials for lead, hexavalent chromium, and mercury, and 0.01% for cadmium, or qualify for an exemption to these limits as defined in the Annexes of Directive 2000/53/EC (ELV). Regarding the REACH Regulation, the information TE provides on SVHC in articles for this part number is based on the latest European Chemicals Agency (ECHA) 'Guidance on requirements for substances in articles' posted at this URL: <https://echa.europa.eu/guidance-documents/guidance-on-reach>

Compatible Parts

 <p>TE Part # CAT-357-D650155 IDC D-Sub: Receptacle Kit, Signal, 50, 2.16 mm</p>	 <p>TE Part # CAT-357-D65015 IDC D-Sub: Connector Kit, Plug, Signal, 2.16 mm</p>	 <p>TE Part # CAT-357-D658 IDC D-Sub: Plug Assembly, Signal, Cable to Cable, 2.16 mm</p>	 <p>TE Part # CAT-357-D601 IDC D-Sub: Receptacle Assembly, Signal, 2.16 mm</p>
---	---	---	---

Also in the Series | CHAMP Docking Connectors

 <p>D-Sub Covers(27)</p>	 <p>D-Sub Locking & Mounting(31)</p>	 <p>Docking Connector Guide Hardware(5)</p>	 <p>Docking Connectors(33)</p>
---	---	--	---



IDC D-Sub Connectors(85)



PCB D-Sub Connectors(1)

Customers Also Bought



TE Part #2132230-4
EP2.5 Shrouded HDR ASSY 4P VER



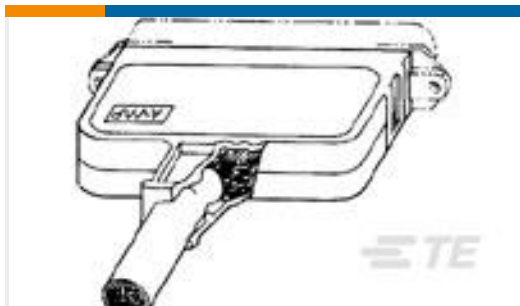
TE Part #1969442-3
EP 2.5 TPA Housing, 3 Pos



TE Part #1969442-4
EP 2.5 TPA Housing, 4 Pos



TE Part #1676440-2
RN 0805 806R 0.1% 10PPM 1KRL



TE Part #552008-1
KIT, COVER, 180, 50 POS



TE Part #2132230-3
EP2.5 Shrouded HDR ASSY 3P VER



TE Part #1969442-2
EP 2.5 TPA Housing, 2 Pos



TE Part #2132230-2
EP2.5 Shrouded HDR ASSY 2P VER



TE Part #1744057-8
3.96 EP HDR ASSY 8P W/PEGS



TE Part #1879215-1
CPF 0402 4K02 0.1% 25PPM 1K RL

Documents

Product Drawings

[PLUG ASSY,50POS,B-SLOT,CHAMP](#)

English

CAD Files

[3D PDF](#)

3D

[Customer View Model](#)

[ENG_CVM_CVM_1116549-1_D.2d_dxf.zip](#)



English

Customer View Model

[ENG_CVM_CVM_1116549-1_D.3d_igs.zip](#)

English

Customer View Model

[ENG_CVM_CVM_1116549-1_D.3d_stp.zip](#)

English

By downloading the CAD file I accept and agree to the [Terms and Conditions](#) of use.

Product Specifications

[Application Specification](#)

English