

## OT FIT 20/220...240/500 CS

OPTOTRONIC FIT CS G3 | Constant Current Compact – Non dimmable



### Product family features

- Lifetime: up to 50,000 h (temperature at max.  $t_c$ )
- Cable clamp kit for independent mounting

### Product family benefits

- Higher quality of light thanks to low output ripple current
- High flexibility due to four different output currents
- Small housing for flexible luminaire designs
- High efficiency

### Areas of application

- Suitable for downlights, spotlights and LED panels
- Suitable for luminaires of protection classes I and II



## Technical data

### Electrical data

Nominal input voltage	220...240 V
Mains frequency	50/60 Hz
Input voltage AC	198...264 V
Total harmonic distortion	< 10 % <sup>1)</sup>
Power factor $\lambda$	0.98
Efficiency in full-load	88 % <sup>2)</sup>
Device power loss	3.0 W <sup>3)</sup>
Protective conductor current	<0.7 mA
Inrush current	$\leq 4$ A <sup>4)</sup>
Max. ECG no. on circuit breaker 10 A (B)	38
Max. ECG no. on circuit breaker 10 A (C)	57
Max. ECG no. on circuit breaker 16 A (B)	60
Max. ECG no. on circuit breaker 16 A (C)	91
Max. ECG no. on circuit breaker 25 A (B)	94
Surge capability (L/N-Ground)	2 kV
Surge capability (L-N)	1 kV
Nominal output voltage	23...42 V
U-OUT (working voltage)	60 V
Nominal output current	250 / 350 / 450 / 500 mA
Output current tolerance	$\pm 6.5$ %
Default output current	500 mA
Output ripple current (100 Hz)	< 5 %
Output PSTLM	$\leq 1$
Output SVM	$\leq 0.4$
Nominal output power	5.8...21 W
Maximum output power	21 W
Galvanic isolation	SELV
Current set	DipSwitch

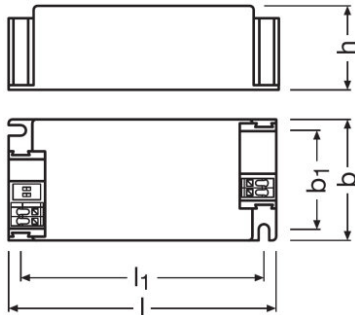
<sup>1)</sup> At full load, 230 V, 50 Hz / see graphs

<sup>2)</sup> at 230 V, 50 Hz

<sup>3)</sup> At 230 V, Input power 24 W max.

<sup>4)</sup>  $t_{width} = 50 \mu s$  typical (measured at 50 %  $I_{peak}$ )

## Dimensions & weight



Mounting hole spacing, length	88.0 mm
Mounting hole spacing, width	34.0 mm
Product weight	85.00 g
Cable cross-section, input side	0.5...1.5 mm <sup>2</sup>
Cable cross-section, output side	0.5...1.5 mm <sup>2</sup>
Wire preparation length, input side	7...8 mm
Wire preparation length, output side	7...8 mm
Length	97.0 mm
Width	43.0 mm
Height	29.5 mm

## Colors & materials

Casing material	Plastic
-----------------	---------

## Temperatures & operating conditions

Ambient temperature range	-20...+50 °C
Maximum temperature at tc test point	75 °C
Max.housing temperature in case of fault	110 °C
Temperature range at storage	-20...80 °C
Permitted rel. humidity during operation	5...85 % <sup>1)</sup>

<sup>1)</sup> Non-condensing

## Lifespan

ECG lifetime	50000 h <sup>1)</sup>
--------------	-----------------------

<sup>1)</sup> At maximum  $T_c = 75^\circ\text{C}$  / 10% failure rate

## Additional product data

## Product datasheet

Predecessor EAN	4052899435612
-----------------	---------------

### Capabilities

Dimmable	No
Overheating protection	Automatic reversible
Overload protection	Automatic reversible
Short-circuit protection	Automatic reversible
No-load proof	Yes
Intended for no-load operation	No
Max. cable length to lamp/LED module	2.0 m
Suitable for fixtures with prot. class	I / II
Type of connection, input side	Push terminal
Type of connection, output side	Push terminal
Control interface	-
Detection angle (Light sensor)	-
Detection angle (PIR)	-
Number of channels	1

### Programming

Programming device	DIPswitch
--------------------	-----------




### Certificates & standards

Approval marks – approval	CCC / CE / RCM / ENEC 05
Standards	Acc. to IEC 61347-1/Acc. to IEC 61347-2-13/Acc. to IEC 62384/Acc. to CISPR 15/Acc. to IEC 61000-3-2/Acc. to IEC 61000-3-3/Acc. to IEC 61547
Type of protection	IP20




### Logistical data

Commodity code	850440829000
----------------	--------------

## Download Data

File	
	User instruction OPTOTRONIC LED Power Supply
	Certificates OT FIT CS ENEC 35 112395 180121
	Declarations of conformity OT FIT CS UK DoC 4290089 180221

## Product datasheet

	Declarations of conformity OT FIT CS CE 3667905 190821
	CAD data OT FIT 20 30 CS IGS 151020
	CAD data OT FIT 20 30 CS STEP 151020
	CAD data 3-dim OT FIT 20 30 CS CAD3PDF 151020

### Ecodesign regulation information:

Intended for use with LED modules.

The forward voltage of the LED light source shall be within the defined operating window of the control gear in all operating conditions including dimming if applicable.

Separate control gear and light sources must be disposed of at certified disposal companies in accordance with Directive 2012/19/EU (WEEE) in the EU and with Waste Electrical and Electronic Equipment (WEEE) Regulations 2013 in the UK. For this purpose, collection points for recycling centres and take-back systems (CRSO) are available from retailers or private disposal companies, which accept separate control gear and light sources free of charge. In this way, raw materials are conserved and materials are recycled.

### Logistical Data

Product code	Product description	Packaging unit (Pieces/Unit)	Dimensions (length x width x height)	Volume	Gross weight
4052899617315	OT FIT 20/220...240/500 CS	Shipping carton box 20	228 mm x 208 mm x 78 mm	3.70 dm <sup>3</sup>	1903.00 g

The mentioned product code describes the smallest quantity unit which can be ordered. One shipping unit can contain one or more single products. When placing an order, for the quantity please enter single or multiples of a shipping unit.

### Accessories Optional

Product description	Accessory name	Accessory code
OT FIT 20/220...240/500 CS	OT CABLE CLAMP D-STYLE	▶ 4052899077904

### Disclaimer

Subject to change without notice. Errors and omission excepted. Always make sure to use the most recent release.