



Figure similar

SIRIUS MCU MOTOR STARTER EN. DEGR. OF PROTEC. IP55 PLASTIC COMMUNICATION WITHOUT ELECTROMECHANICAL SWITCHING SHORT-CIRCUIT PROTECTION W. CB DIRECT-ON-LINE STARTER BRAKE WITHOUT PERFORMANCE CLASS 0.80A MOTOR PROTEC. CIRCUIT-BREAKER WITH BIMETAL-THERMAL ROTARY DRIVE GRAY / BLACK MANUAL OPERATION WITHOUT CONNEC POWER M-SCREW CONNECTION STANDARD PRODUCT

General technical data:

<b>Design of the product</b>		direct starter
<b>Product function</b>		
• Bus communication		No
• Short circuit protection		Yes
<b>Protocol is supported</b>		
• AS-interface protocol		No
• PROFINET protocol		No
• PROFIBUS DP protocol		No
<b>Product component Motor brake output</b>		No
<b>Product feature</b>		
• brake control with 24 V DC		No
• brake control with 180 V DC		No
• brake control with 500 V DC		No
• brake control with 230 V AC		No
• brake control with 400 V AC		No
Product expansion braking module for brake control		No
<b>Type of assignment</b>		1
<b>Width</b>	mm	182
<b>Height</b>	mm	220
<b>Depth</b>	mm	145
<b>Operating frequency minimum</b>	1/h	80
<b>Equipment marking acc. to DIN 40719 extended according to IEC 204-2 acc. to IEC 750</b>		A
<b>Equipment marking acc. to DIN EN 61346-2</b>		Q

### Control circuit/ Control:

<b>Type of voltage</b>		DC
<b>Control supply voltage</b>		
• for DC Rated value		
— minimum	V	20.4
— maximum	V	26.4
<b>Number of digital inputs</b>		0

### Main circuit:

<b>Design of short-circuit protection</b>		circuit-breakers
<b>Type of the motor protection</b>		bimetal
<b>Design of the switching contact</b>		electromechanical
<b>Operating current with AC at 400 V Rated value</b>	A	0.8
<b>Operating voltage Rated value</b>	V	340 ... 440
<b>Operating power at AC-3 at 400 V Rated value</b>	kW	0.18
<b>Operating power for three-phase motors at 400 V at 50 Hz</b>	kW	0.18 ... 0.18
<b>Adjustable response value current of the current-dependent overload release</b>		
• initial value	A	0.55
• Full-scale value	A	0.8
<b>Maximum short-circuit current breaking capacity (Icu) at 400 V Rated value</b>	A	50 000
<b>Number of poles for main current circuit</b>		3




### Connections/ Terminals:

<b>Type of electrical connection for main current circuit</b>		screw-type terminals
---	--	----------------------

### Ambient conditions:

<b>Protection class IP</b>		IP55
<b>Ambient temperature during operation</b>	°C	-25 ... +35

### Certificates/ approvals:

General Product Approval	Declaration of Conformity	Test Certificates	other
 GOST		 EG-Konf.	<a href="#">Type Test Certificates/Test Report</a> <a href="#">Environmental Confirmations</a> <a href="#">Confirmation</a>

### Further information

**Information- and Downloadcenter (Catalogs, Brochures,...)**

<http://www.siemens.com/industrial-controls/catalogs>

**Industry Mall (Online ordering system)**

<http://www.siemens.com/industrymall>

**Cax online generator**

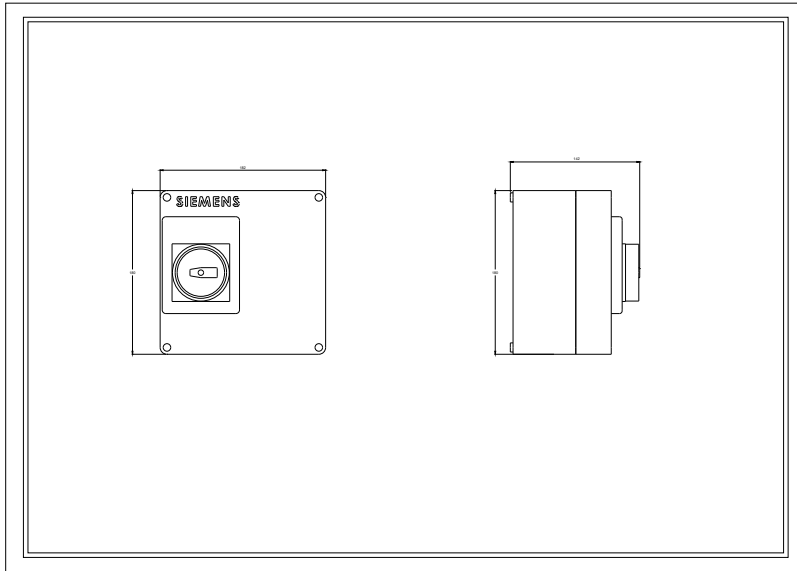
<http://support.automation.siemens.com/WW/CAXorder/default.aspx?lang=en&mlfb=3RK43403BR510BA0>

**Service&Support (Manuals, Certificates, Characteristics, FAQs,...)**

<http://support.automation.siemens.com/WW/view/en/3RK43403BR510BA0/all>

**Image database (product images, 2D dimension drawings, 3D models, device circuit diagrams, EPLAN macros, ...)**

<http://www.automation.siemens.com/bilddb/index.aspx?attID9=3RK43403BR510BA0&lang=en>



last modified:

09.03.2015