



CIRCUIT BREAKER 400V 15KA, 3-POLE, B, 16A, D=70MM

Model		
product brand name		SENTRON
Product designation		5SY miniature circuit breaker
<b>Design of the product</b>		5SY miniature circuit breakers

General technical data		
<b>Number of poles</b>		3
<b>Number of poles / Note</b>		3P
<b>Tripping characteristic class</b>		B
<b>circuit-breaker / Design</b>		5SY7
<b>Mechanical service life (switching cycles) / typical</b>		20 000
<b>Overvoltage category</b>		3

Voltage		
<b>Insulation voltage</b>		
<ul style="list-style-type: none"> <li>with multi-phase operation / with AC / Rated value</li> </ul>	V	440

Supply voltage		
Supply voltage frequency / Rated value	Hz	50

Protection class		
<b>Protection class IP</b>		IP20, with connected conductors
<b>Energy limiting class</b>		3

Switching capacity		
<b>Switching capacity current</b>		
<ul style="list-style-type: none"> <li>for DC / acc. to IEC 60947-2 / Rated value</li> </ul>	kA	15

- acc. to EN 60898 / Rated value
- acc. to IEC 60947-2 / Rated value

kA	15
kA	25

### Dissipation

#### Active power loss

- for rated value of the current / with AC / in hot operating state / per pole

W	1.8
---	-----

### Electricity

rated current  $I_n$  / IEC, DIN/VDE / at 40 Cel

A	15.2
---	------

Current / with AC / Rated value

A	16
---	----

### Product details

Product feature / Touch protection

	Yes
--	-----

#### Product component

- combined terminal top
- combined terminal bottom

	Yes
	Yes

#### Product property

- Properties for main switches in accordance with EN 60204-1
- halogen-free
- sealable
- silicon-free

	Yes
	Yes
	Yes
	Yes

Product expansion / can be installed / supplementary devices

	Yes
--	-----

### Product function

Product function / neutral conductor switching

	No
--	----

### Short circuit

#### Breaking capacity short-circuit current ( $I_{cn}$ )

- with AC / acc. to UL 1077 and CSA C22.2 No.235
- for DC / acc. to EN 60898-2

kA	5
kA	15

### Number

Number of test cycles / for environmental testing / acc. to IEC 60068-2-30

	6
--	---

### Connections

#### Connectable conductor cross-section / stranded

- minimum
- maximum

mm <sup>2</sup>	0.75
mm <sup>2</sup>	35

#### Connectable conductor cross-section

- solid
  - minimum
  - maximum

mm <sup>2</sup>	0.75
mm <sup>2</sup>	35

<ul style="list-style-type: none"> <li>• finely stranded / with core end processing <ul style="list-style-type: none"> <li>— minimum</li> <li>— maximum</li> </ul> </li> </ul>	mm <sup>2</sup>	0.75
	mm <sup>2</sup>	25
<b>AWG number / as coded connectable conductor cross section</b>		
<ul style="list-style-type: none"> <li>• minimum</li> <li>• maximum</li> </ul>		14
		4
<b>Tightening torque [lbf·in] / with screw-type terminals</b>		
<ul style="list-style-type: none"> <li>• minimum</li> <li>• maximum</li> </ul>	lbf·in	22
	lbf·in	26
<b>Tightening torque / with screw-type terminals</b>		
<ul style="list-style-type: none"> <li>• minimum</li> <li>• maximum</li> </ul>	N·m	2.5
	N·m	3
Position / of power supply cord		Any

### Mechanical Design

<b>Height</b>	mm	90
<b>Width</b>	mm	54
<b>Depth</b>	mm	76
<b>mounting position</b>		any
<b>Installation depth</b>	mm	70
<b>Number of width units</b>		3
<b>Mounting type</b>		Quick assembly system

### Environmental conditions

<b>Influence of the surrounding temperature</b>		Max. 95% humidity
Shock resistance / acc. to IEC 60068-2-27		150m/s <sup>2</sup> at 11ms half-sine
Vibration resistance / acc. to IEC 60068-2-6		50m/s <sup>2</sup> at 25 to 150Hz and 60m/s <sup>2</sup> at 35Hz (4sec)
<b>Ambient temperature</b>		
<ul style="list-style-type: none"> <li>• minimum</li> <li>• maximum</li> <li>• during storage / minimum</li> <li>• during storage / maximum</li> </ul>	°C	-25
	°C	55
	°C	-40
	°C	75

### Certificates

Equipment marking / acc. to DIN EN 61346-2		F
--	--	---

## General Product Approval



CCC



IMQ



GOST



UL



VDE



## Declaration of Conformity

## Shipping Approval



EG-Konf.



BUREAU  
VERITAS



DNV



GL



LRS



RINA

## other

[other](#)

## Further information

### Information- and Downloadcenter (Catalogs, Brochures,...)

<http://www.siemens.com/lowvoltage/catalogs>

### Industry Mall (Online ordering system)

<https://eb.automation.siemens.com/mall/en/WW/Catalog/Product/5SY73166>

### Service&Support (Manuals, Certificates, Characteristics, FAQs,...)

<http://support.automation.siemens.com/WW/view/en/5SY73166/all>

### Image database (product images, 2D dimension drawings, 3D models, device circuit diagrams, ...)

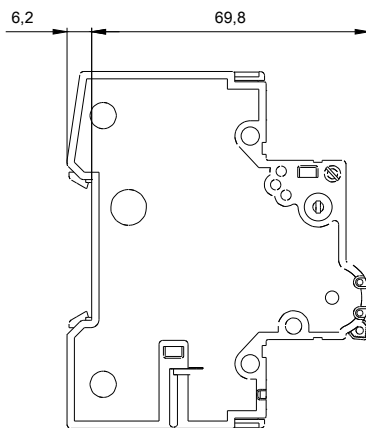
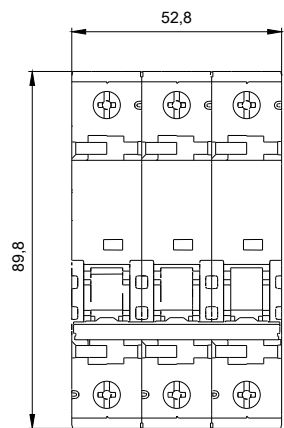
[http://www.automation.siemens.com/bilddb/cax\\_en.aspx?mlfb=5SY73166](http://www.automation.siemens.com/bilddb/cax_en.aspx?mlfb=5SY73166)

### CAX-Online-Generator

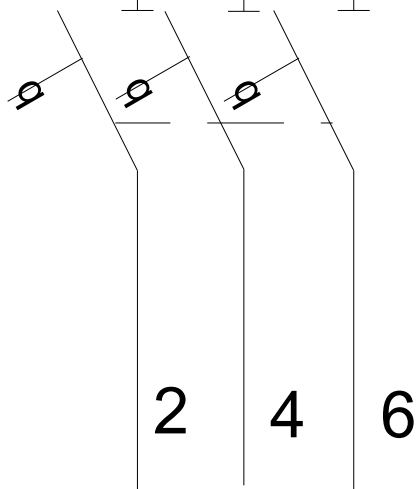
<http://www.siemens.com/cax>

### Tender specifications

<http://ausschreibungstexte.siemens.com/tiplv>



X<sup>1</sup> X<sup>3</sup> X<sup>5</sup>



last modified:

11.03.2015