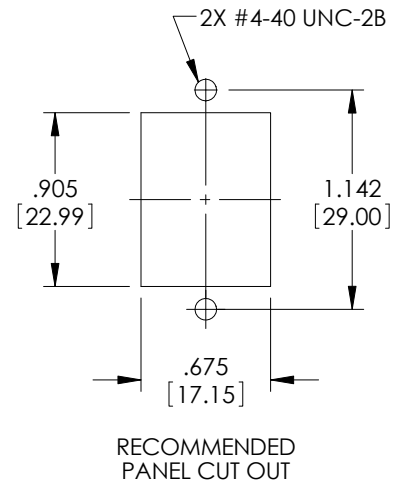
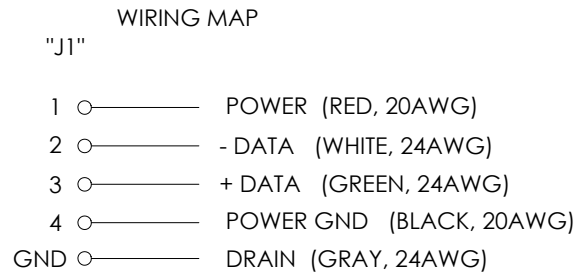
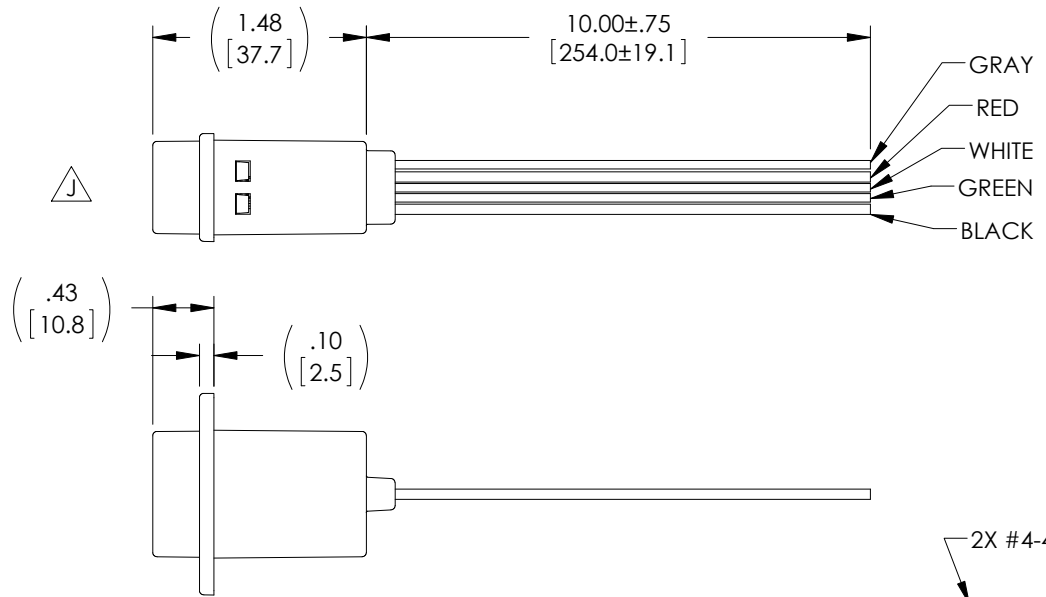
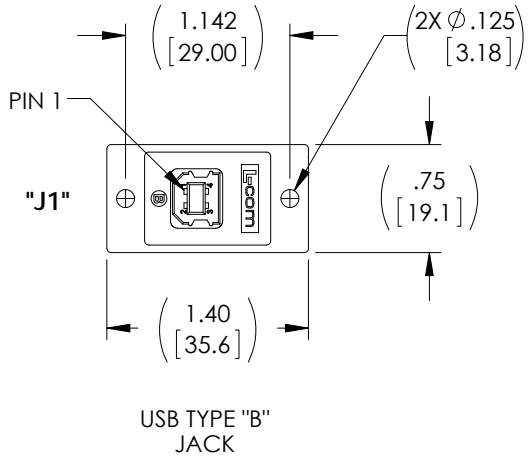


THE INFORMATION CONTAINED IN THIS DRAWING IS THE SOLE PROPERTY OF L-COM, INC. ANY REPRODUCTION IN PART OR WHOLE WITHOUT THE WRITTEN PERMISSION OF L-COM, INC. IS PROHIBITED.

RoHS Compliant ✓

REVISIONS			
REV	DESCRIPTION	DATE	APPROVED
G	ECN 5200: CN RELEASE	12/9/10	D. CASTRO
H	ECN 5796: REMOVE "SHIELDED DRAIN WIRE" FROM TOP VIEW	10/24/11	D.FRISIELLO
J	ECN 6692: REVISED MODEL TO SNAP-ON COVERS	2/20/13	D.FRISIELLO



NOTES:

MATERIAL:
 COUPLER HOUSING: ABS, UL94V-0.
 CONNECTOR INSULATOR: WHITE, PBT WITH GLASS FIBER.
 CONNECTOR CONTACTS: PHOSPHOR BRONZE.
 CONNECTOR SHELL: BRASS.
 PCB: EPOXY GLASS FP-4, 94V-0 FLAMMABILITY RATING.

FINISH:
 COUPLER HOUSING: COLOR, BLACK.
 CONNECTOR CONTACTS: GOLD, 30μ INCHES.
 CONNECTOR SHELLS: NICKEL.

ELECTRICAL:
 CURRENT RATING: 2 AMP MAX.
 VOLTAGE RATING: 140 VDC.

ENVIRONMENTAL:
 OPERATING TEMPERATURE: -20° C TO +80° C.

MISCELLANEOUS:
 COUPLER SHALL BE TESTED FOR CONTINUITY.
 COUPLER SHALL BE INDIVIDUALLY PACKAGED IN ACCORDANCE WITH L-COM PACKAGING SPEC PS-0031.

UNLESS OTHERWISE SPECIFIED, DIMENSIONS ARE IN INCHES [mm] OVERALL CABLE LENGTH TOLERANCE: $\le 12 [305] = +1 [25] / -0$ $>12 [305] \le 60 [1524] = +2 [51] / -0$ $>60 [1524] \le 120 [3048] = +4 [102] / -0$ $>120 [3048] \le 300 [7620] = +6 [152] / -0$ $>300 [7620] = +3\% / -0\%$	APPROVALS	DATE		45 BEECHWOOD DRIVE NORTH ANDOVER, MA 01845
	DRAWN BY C. MCCORMICK	5/4/01		CATEGORY
ALL OTHER DIMENSIONAL TOLERANCES: .X = ± .2 .XX = ± .02 .XXX = ± .005	CHECKED BY D. PARHAM	5/4/01	PRODUCT DESCRIPTION JK PNL MNT USB B, 10" WIRE LDS	
PROJECTION 	APPROVED BY R. CARRICK	5/4/01		CONFIGURATION DETAILS OF UNDIMENSIONED FEATURES MAY VARY COLOR VARIATIONS MAY OCCUR
			SCALE: NONE	CAD FILE: ECJ504B-UB.SLDDRW
				SHEET 1 OF 1