

Item description

Note:

All connectors for mounted installations (snap-in versions for lighting fixtures or devices, all types of PCB and distribution connectors) are factory-equipped with locking levers to ensure plugs and sockets are securely locked. Additional locking levers are only required for flying leads (plug /socket).

Data

Electrical data

Ratings per IEC/EN 60664-1

Rated voltage (III / 3)	400 V
Rated impulse voltage (III / 3)	6 kV
Rated current	13 A
Legend (ratings)	(III / 3) ≙ Overvoltage category III / Pollution degree 3

Connection data

Connection technology	Push-in CAGE CLAMP®
Actuation type	Operating tool



	Push-in
Nominal cross section	1.5 mm ²
Solid conductor	0.25 ... 1.5 mm ² / 22 ... 16 AWG
Solid conductor, push-in termination	0.75 ... 1.5 mm ² / 20 ... 16 AWG
Stranded conductor	0.25 ... 1 mm ² / 22 ... 18 AWG
Fine-stranded conductor	0.25 ... 1.5 mm ² / 22 ... 16 AWG
Fine-stranded conductor with ferrule with plastic collar	0.25 ... 0.75 mm ² / 22 ... 20 AWG
Fine-stranded conductor with ferrule without plastic collar	0.25 ... 0.75 mm ² / 22 ... 20 AWG
Fine-stranded conductor with ferrule, push-in termination, from	0.75 mm ² / 20 AWG
Strip length	9 mm / 0.35 Inch
Note (strip length)	see also packaging or instructions
No. of poles	5
Total number of connection points	5
Total number of potentials	5
Conductor entry direction to mating direction	0°

Geometrical Data

Pin spacing	4.4 mm (0.173 inch)
Width	35.5 mm / 1.398 inch
Height	17.5 mm / 0.689 inch
Depth	39.85 mm / 1.569 inch

Mechanical data

Coding	A
Mating force of a plug-in connection	approx. 20 ... 70 N (depending on pole number)
Retention force of a plug-in connection	when locked: > 80N
Unmating force of a plug-in connection	when unlocked: approx. 20 ... 70 N (depending on pole number)
Gehäuseblechstärke	0.5 ... 2 mm / 0.02 ... 0.079 inch
Mounting type	Snap-in
Marking	N 1 2 3
Degree of protection	IP20
Potential marking	N 1 2 3

Plug connection

Contact type (pluggable connector)	Male connector/plug
Connector connection type	for conductors
Mismating protection	Yes
Locking of plug-in connection	locking lever
Locking lever	yes

Material Data

Color	black
Insulating material	Polyamide 66 (PA 66)
Flammability class per UL94	V0
Clamping spring material	Chrome nickel spring steel (CrNi)
Contact material	Copper or copper alloy, surface-treated
Fire load	0.193 MJ
Weight	8 g

Environmental Requirements


Surrounding air (operating) temperature	-35 ... 85 °C
---	---------------

Commercial data



Country of origin	PL
GTIN	4045454233488
Product Group	20 (WINSTA)

Approvals / Certificates

Country specific Approvals

Logo	Approval	Certificate name
	CCA DEKRA Certification B.V.	2182129.01
	CCA DEKRA Certification B.V.	NL-35632

Ship Approvals

Logo	Approval	Certificate name
	ABS American Bureau of Shipping	14-HG1241513-PDA
	DNV GL Det Norske Veritas, Germanischer Lloyd	TAE00001Z6

UL-Approvals

Logo	Approval	Certificate name
	UL UL International Germany GmbH	E45171

Compatible products

tools



Item no.: 210-719
Operating tool with partially insulated shaft; Type 1, blade (2.5 x 0.4) mm

www.wago.com/210-719



Item no.: 890-385
Operating tool; 5-way

www.wago.com/890-385

protection



Item no.: 770-643
Lockout cap; for cutout

www.wago.com/770-643



Item no.: 770-693
Lockout cap; for cutout

www.wago.com/770-693

Downloads

Documentation

Bid Text

890-715	19-Sep-2016	DOC	Download
WINSTA MINI 5-polig		23.6 kB	

smartDATA

CAD data

3D Download 890-715	URL	Download
---------------------	-----	----------

Subject to changes.