



Figure can vary

Part no.: 50126331
SLE46CI-40.K4/4P
Single beam safety device receiver



Contents

- Technical data
- Dimensioned drawings
- Electrical connection
- Operation and display
- Suitable transmitters
- Notes
- Accessories

Technical data

Basic data	
Series	46C
Functions	
Functions	Alignment indicator Diagnostic output
Characteristic parameters	
Type	4 , IEC/EN 61496, in combination with MSI-TRMB safety relay
SIL	3 , IEC 61508, in combination with MSI-TRMB safety relay
SILCL	3 , IEC/EN 62061, in combination with MSI-TRMB safety relay
Performance Level (PL)	e , EN ISO 13849-1:2008 , In combination with MSI-TRMB safety relay
MTTF _d	900 years , EN ISO 13849-1
Mission time T _M	20 years , EN ISO 13849-1
Category	4 , EN ISO 13849:2008 , In combination with MSI-TRMB safety relay
Electrical data	
Protective circuit	Polarity reversal protection Short circuit protected
Performance data	
Supply voltage U _B	24 V , DC , -20 ... 20 % , Incl. residual ripple
Residual ripple	10 % , From U _B
Open-circuit current	0 ... 15 mA
Outputs	
Number of digital switching outputs	2 Piece(s)
Switching outputs	
Switching voltage high, min.	22 V
Switching voltage low, max.	2 V
Switching voltage, typ.	23 V
Voltage type	DC
Switching current, max.	100 mA
Switching voltage	High: ≥(U _B -2V) Low: ≤2V
Switching output 1	
Assignment	Connection 1, conductor 2
Switching element	Transistor , PNP
Switching principle	Dark switching
Function	Diagnostic output
Switching output 2	
Assignment	Connection 1, conductor 4
Switching element	Transistor , PNP
Switching principle	Light switching
Function	Switching output
Timing	
Switching frequency	250 Hz
Response time	2.5 ms
Readiness delay	300 ms

Part no.: 50126331 – SLE46CI-40.K4/4P – Single beam safety device receiver

Connection

Number of connections 1 Piece(s)

Connection 1

Type of connection	Cable
Function	Signal OUT Voltage supply
Cable length	2,000 mm
Sheathing material	PUR
Number of conductors	4 -wire
Wire cross section	0.21 mm ²

Mechanical data

Design	Cubic
Dimension (W x H x L)	20.5 mm x 76.3 mm x 44 mm
Housing material	Plastic , PC-PBT
Lens cover material	Plastic / PMMA
Net weight	100 g
Housing color	Yellow
Type of fastening	Through-hole mounting
Compatibility of materials	ECOLAB

Operation and display

Type of display	LED
Number of LEDs	2 Piece(s)

Environmental data

Ambient temperature, operation	-30 ... 60 °C
Ambient temperature, storage	-30 ... 70 °C

Certifications

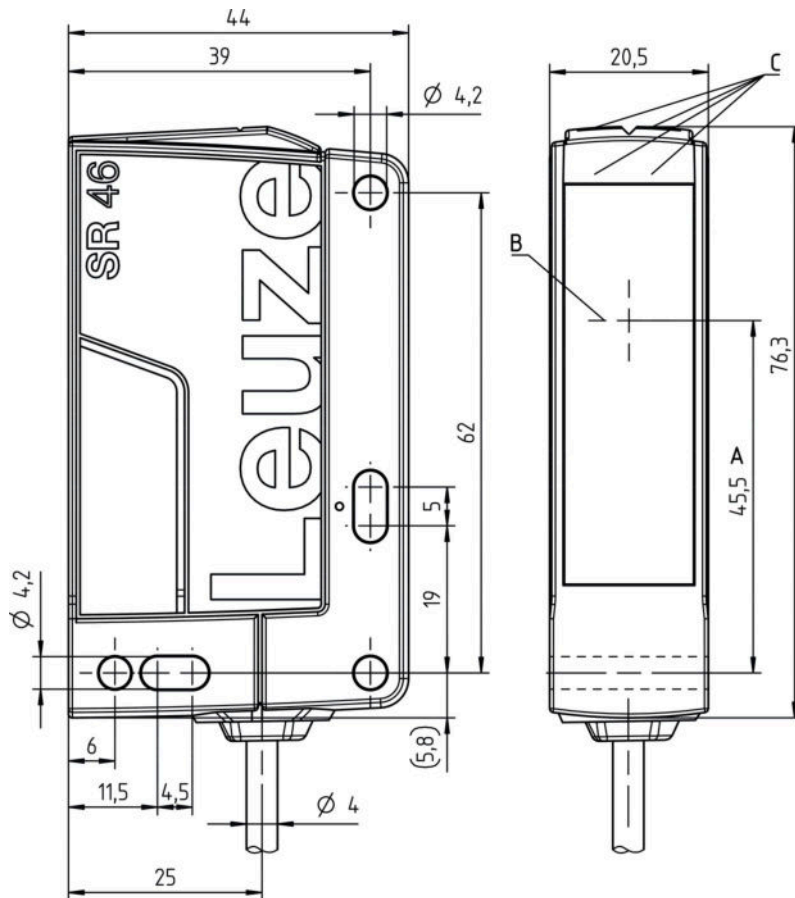
Degree of protection	IP 67 IP 69K
Protection class	III , Rating voltage 50 V
Certifications	c TÜV NRTL US c UL US
Standards applied	IEC 60947-5-2, IEC/EN 61496

Classification

Customs tariff number	85365019
eCl@ss 8.0	27272701
eCl@ss 9.0	27272701
ETIM 5.0	EC001831
ETIM 6.0	EC001831

Dimensioned drawings

All dimensions in millimeters



- A Optical axis
- B Transmitter and receiver
- C Green/yellow indicator diodes

Electrical connection

Connection 1	
Type of connection	Cable
Function	Signal OUT Voltage supply
Cable length	2,000 mm
Sheathing material	PUR
Cable color	Black
Number of conductors	4 -wire
Wire cross section	0.21 mm ²


Conductor color	Conductor assignment
Brown	+24V
White	Diagnosis
Blue	GND
Black	OUT

Operation and display

LEDs

LED	Display	Meaning
1	Green, continuous light	Ready
2	Yellow, continuous light	Light path free

Suitable transmitters

	Part no.	Designation	Article	Description
	50126549	SLS46CI-40.K48	Single beam safety device transmitter	Special design: Activation input Operating range: 0.25 ... 40 m Operating range limit: 0.25 ... 48 m Light source: LED, Infrared Response time: 2.5 ms Connection: Cable, 2,000 mm, PUR

Notes

Observe intended use!

- The product may only be put into operation by competent persons.
- Only use the product in accordance with its intended use.

ATTENTION!

- The SLS46CK4 safety sensors are a type 4 AOPD only in combination with the MSI-TRM safety relays.
- For mounting, electrical connection and operation, the operating instructions of the MSI-TRM safety relays are to be observed.

For UL applications:



- Certification: UL 508, C22.2 No.14-13
- Only for use in "class 2" circuits
- These proximity switches shall be used with UL Listed Cable assemblies rated 30V, 0.5A min, in the field installation, or equivalent (categories: CYJV/CYJV7 or PVVA/PVVA7)

- Light source: Average life expectancy 100,000 h at an ambient temperature of 25 °C

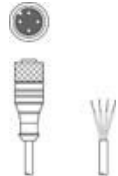


Part no.: 50126331 – SLE46CI-40.K4/4P – Single beam safety device receiver

Accessories


Connection technology - Connection unit

	Part no.	Designation	Article	Description
	547931	MSI-TRMB-01	Safety relay	
	547932	MSI-TRMB-02	Safety relay	

Connection technology - Connection cables


	Part no.	Designation	Article	Description
	50130653	KD U-M12-4A-V1-100	Connection cable	Connection 1: Connector, M12, Axial, Female, A-coded, 4 -pin Connection 2: Open end Shielded: No Cable length: 10,000 mm Sheathing material: PVC
	50130690	KD U-M12-4W-V1-050	Connection cable	Connection 1: Connector, M12, Angled, Female, A-coded, 4 -pin Connection 2: Open end Shielded: No Cable length: 5,000 mm Sheathing material: PVC
	50130691	KD U-M12-4W-V1-100	Connection cable	Connection 1: Connector, M12, Angled, Female, A-coded, 4 -pin Connection 2: Open end Shielded: No Cable length: 10,000 mm Sheathing material: PVC

Mounting technology - Mounting brackets

	Part no.	Designation	Article	Description
	50105315	BT 46	Mounting device	Design of mounting device: Angle, L-shape Fastening, at system: Through-hole mounting Mounting bracket, at device: Screw type Type of mounting device: Rigid Material: Metal

Part no.: 50126331 – SLE46CI-40.K4/4P – Single beam safety device receiver

Muting - Mounting systems

	Part no.	Designation	Article	Description
	50117252	BTU 300M-D12	Mounting system	Contains: 2x M4 x 25 screw, 2x M4 x 20 screw, 4x position washers Design of mounting device: Mounting system Fastening, at system: For 12 mm rod, Sheet-metal mounting Mounting bracket, at device: Screw type, Suited for M4 screws Type of mounting device: Clampable, Adjustable, Turning, 360° Material: Metal

Note

A list with all available accessories can be found on the Leuze electronic website in the Download tab of the article detailed page.