



CIRCUIT-BREAKER FOR VOLTAGE TRANSFORMER,  
1CO, S00, 1.4A

product brand name		SIRIUS
Product designation		Circuit breaker for distance relay
Design of the product		for distance relay

#### General technical data:

<b>Shock resistance</b>		15g / 11 ms
<b>Surge voltage resistance Rated value</b>	V	6 000
<b>Mechanical service life (switching cycles)</b>		
• of the main contacts typical		10 000
<b>Protection class IP</b>		
• on the front		IP20
<b>Equipment marking</b>		
• acc. to DIN EN 61346-2		Q

#### Main circuit:

<b>Number of poles for main current circuit</b>		3
<b>Adjustable response value current of the current-dependent overload release</b>	A	1.4 ... 1.4
<b>Operating voltage</b>		
• Rated value	V	400
• at AC-3 Rated value maximum	V	400
<b>Operating frequency</b>		
• at AC-3 maximum	1/h	15

#### Auxiliary circuit:






<b>Number of CO contacts</b>		
• for auxiliary contacts		1

<b>Product expansion Auxiliary switch</b>		Yes
<b>Design of the auxiliary switch</b>		integrated, transverse
<b>Protective and monitoring functions:</b>		
<b>Maximum short-circuit current breaking capacity (I<sub>cu</sub>)</b>		
• with AC at 240 V Rated value	kA	100
• with AC at 400 V Rated value	kA	50
<b>Short-circuit:</b>		
<b>Design of the overcurrent release and short-circuit release</b>		thermomagnetic
<b>Installation/ mounting/ dimensions:</b>		
<b>mounting position</b>		any
<b>Mounting type</b>		screw and snap-on mounting onto 35 mm standard mounting rail according to DIN EN 50022
<b>Height</b>	mm	90
<b>Width</b>	mm	45
<b>Depth</b>	mm	75
<b>Required spacing</b>		
• with side-by-side mounting		
— Backwards	mm	0
— at the side	mm	0
<b>Connections/ Terminals:</b>		
<b>Type of electrical connection</b>		
• for main current circuit		screw-type terminals
• for auxiliary and control current circuit		screw-type terminals
<b>Arrangement of electrical connectors for main current circuit</b>		front side
<b>Product function</b>		
• removable terminal for auxiliary and control circuit		No
<b>Type of connectable conductor cross-section</b>		
• for main contacts		
— solid		2x (0.5 ... 1.5 mm <sup>2</sup> ), 2x (0.75 ... 2.5 mm <sup>2</sup> )
— stranded		2x (0.5 ... 1.5 mm <sup>2</sup> ), 2x (0.75 ... 2.5 mm <sup>2</sup> )
— finely stranded with core end processing		2x (0.5 ... 1.5 mm <sup>2</sup> ), 2x (0.75 ... 2.5 mm <sup>2</sup> )
• for auxiliary contacts		
— solid		2x (0.5 ... 1.5 mm <sup>2</sup> ), 2x (0.75 ... 2.5 mm <sup>2</sup> )
— finely stranded with core end processing		2x (0.5 ... 1.5 mm <sup>2</sup> ), 2x (0.75 ... 2.5 mm <sup>2</sup> )
<b>Safety related data:</b>		
<b>Protection against electrical shock</b>		finger-safe
<b>Mechanical data:</b>		
<b>Size of the circuit-breaker</b>		S00

## Ambient conditions:

Installation altitude at height above sea level maximum	m	2 000
Ambient temperature		
• during operation	°C	-20 ... +60
• during storage	°C	-50 ... +80
• during transport	°C	-50 ... +80

## Certificates/ approvals:

General Product Approval	Test Certificates	Shipping Approval
 CCC	 <a href="#">Special Test Certificate</a>	 ABS  RINA  RMRS

## other

[Environmental Confirmations](#)

[Declaration of Conformity](#)

[Confirmation](#)



[other](#)

## Further information

**Information- and Downloadcenter (Catalogs, Brochures,...)**

<http://www.siemens.com/industrial-controls/catalogs>

**Industry Mall (Online ordering system)**

<http://www.siemens.com/industrymall>

**Cax online generator**

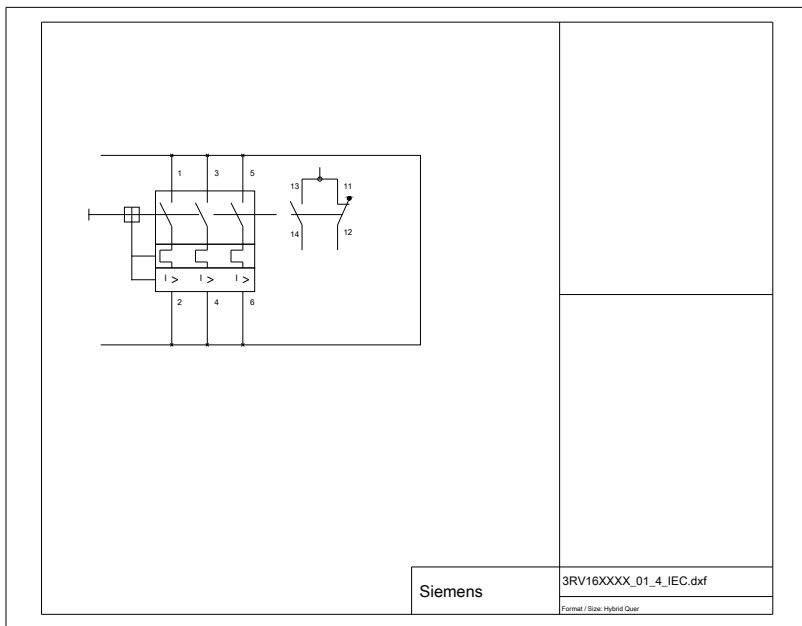
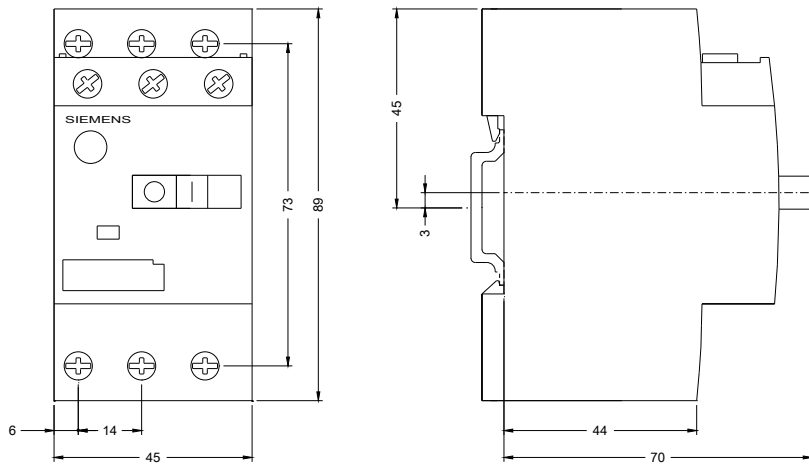
<http://support.automation.siemens.com/WW/CAXorder/default.aspx?lang=en&mlfb=3RV16111AG14>

**Service&Support (Manuals, Certificates, Characteristics, FAQs,...)**

<http://support.automation.siemens.com/WW/view/en/3RV16111AG14/all>

**Image database (product images, 2D dimension drawings, 3D models, device circuit diagrams, EPLAN macros, ...)**

[http://www.automation.siemens.com/bilddb/cax\\_de.aspx?mlfb=3RV16111AG14&lang=en](http://www.automation.siemens.com/bilddb/cax_de.aspx?mlfb=3RV16111AG14&lang=en)



last modified:

11.03.2015