

CIRCUIT BREAKER 3VA5 UL FRAME 250 BREAKING CAPACITY CLASS M 35KA @ 480V 3-POLE, LINE PROTECTION TM230, FTAM, IN=250A OVERLOAD PROTECTION IR=250A FIXED SHORT CIRCUIT PROTECTION II=5...10 X IN W/O CONNECTION

Model	
Product brand name	SENTRON
Product designation	Molded-case circuit breaker
Design of the product	System protection
Design of the load switch / acc. to UL 489 / Heating, Air Conditioning, and Refrigeration circuit breaker (HACR Type)	Yes
Design of the overcurrent release	TM230
Protective function of the overcurrent release	LI
Number of poles	3
General technical data	
Tension assignée d'isolement U_i	800 V
Max. rated operational voltage U_e with AC 50/60Hz	690 V
Max. rated operational voltage U_e with DC	750 V
Active power loss / for rated value of the current / at AC / in hot operating state / per device	58 W
Active power loss / for rated value of the current / at AC / in hot operating state / per pole	19.33 W
Mechanical service life (switching cycles) / typical	15 000
Electrical endurance (switching cycles) / at AC-1 / at 380/415 V 50/60 Hz	8 000
Electrical endurance (switching cycles) / at 480 V / at 50/60 Hz	8 000
Electrical endurance (switching cycles) / at 600 V / at 50/60 Hz	4 000
Neutral conductors / upgradeable/retrofitable	No
Ground fault monitoring version	Without
Product function	
• communication function	No
• other measurement function	No
Electricity	
Marking / acc. to UL 489 / 100%-rated breaker	No
Max. rated operational voltage of the size of the circuit-breaker	250 A
Courant permanent assigné I_u	250 A

Operating current	
• at 40 °C	250 A
• at 45 °C	244 A
• at 50 °C	239 A
• at 55 °C	233 A
• at 60 °C	227 A
• at 65 °C	222 A
• at 70 °C	216 A

Switching capacity according to IEC 60947

Switching capacity class of the circuit breaker	M
Maximum short-circuit current breaking capacity (I _{cu})	
• at 240 V	85 kA
• at 415 V	55 kA
• at 690 V	7 kA
Operational short-circuit current breaking capacity (I _{cs})	
• at 240 V	85 kA
• at 415 V	55 kA
• at 690 V	7 kA
Short-circuit current making capacity (I _{cm})	
• at 240 V	187 kA
• at 415 V	121 kA
• at 690 V	11.9 kA

Switching capacity according to UL 489

Breaking capacity current	
• at 240 V	85 kA
• at 480 V	35 kA
• at 600 V	18 kA

Adjustable parameters

Adjustable response value current / I _g min.	250 A
Adjustable response value current / I _g min.	250 A
Adjustable response value current / I _i min.	1 250 A
Adjustable response value current / I _i max.	2 500 A
Ground fault protection / tripping switchable / I _{2t} =ON/OFF	No

Mechanical Design

Height [in]	7.3 in
Height	185 mm
Width [in]	4.1 in
Width	105 mm
Depth [in]	3.3 in

Depth	83 mm
-------	-------

Connections

Arrangement of electrical connectors / for main current circuit	Without connection
Type of electrical connection / for main current circuit	Without

Auxiliary circuit

Number of CO contacts / for auxiliary contacts	0
--	---

Accessories







Product extension / optional / motor drive	Yes
--	-----

Environmental conditions

Protection class IP / on the front	IP40
Ambient temperature	
<ul style="list-style-type: none"> during operation / minimum during operation / maximum during storage / minimum during storage / maximum 	<ul style="list-style-type: none"> -25 °C 70 °C -40 °C 80 °C

Certificates

Equipment marking / acc. to DIN EN 81346-2	Q
Certificate of suitability / as approval for NAVAL (no combat vessels) / Supplement SB	No

General Product Approval	EMC	Declaration of Conformity	Shipping Approval
 CSA	 UL	 EAC	 RCM
		 CE EG-Konf.	 ABS

other

[Miscellaneous](#)

Further information

- Information- and Downloadcenter (Catalogs, Brochures,...)**
<http://www.siemens.com/lowvoltage/catalogs>
- Industry Mall (Online ordering system)**
<https://mall.industry.siemens.com/mall/en/en/Catalog/product?mlfb=3VA5225-5EC31-0AA0>
- Service&Support (Manuals, Certificates, Characteristics, FAQs,...)**
<https://support.industry.siemens.com/cs/ww/en/ps/3VA5225-5EC31-0AA0>
- Image database (product images, 2D dimension drawings, 3D models, device circuit diagrams, ...)**
http://www.automation.siemens.com/bilddb/cax_en.aspx?mlfb=3VA5225-5EC31-0AA0

CAx-Online-Generator
<http://www.siemens.com/cax>

Tender specifications
<http://www.siemens.com/specifications>

last modified:

09/15/2017