


IMPACT

TE Internal #: 2057425-2

IMPACT, High Speed Backplane Connectors, Board-to-Board, 60 Position, Row-to-Row Spacing 1.35 mm [.053 in], Mating Alignment

[View on TE.com >](#)

Connectors > PCB Connectors > Backplane Connectors > High Speed Connectors

Connector System: **Board-to-Board**Number of Positions: **60**Row-to-Row Spacing: **1.35 mm [.053 in]**Mating Alignment: **With**Mating Alignment Type: **Guide Pin**

Features

Product Type Features

Signal Arrangement	Differential
Connector System	Board-to-Board
PCB Connector Assembly Type	PCB Mount Header
Shroud Style	Fully Shrouded
Sealable	No
Connector & Contact Terminates To	Printed Circuit Board

Configuration Features

Number of Ground Positions	20
Number of Pairs	20
Stackable	No
Number of Signal Positions	40
Number of Positions	60
Number of Rows	6
Number of Columns	10
PCB Mount Orientation	Vertical
Guide Location	Right

Electrical Characteristics

Impedance	100 Ω
Operating Voltage	30 VAC



Signal Characteristics

Number of Differential Pairs per Column	2
Data Rate	20 – 25 Gb/s

Contact Features

Contact Layout	Inline
Contact Mating Area Length	4.9 mm[.193 in]
PCB Contact Termination Area Plating Material Thickness	.76 – 1.52 μm [30 – 60 μin]
Contact Type	Pin
Contact Underplating Material Thickness	1.27 μm [50 μin]
Contact Mating Area Plating Material Thickness	.76 μm [29.92 μin]
Contact Mating Area Plating Material	Gold
PCB Contact Termination Area Plating Material Finish	Matte
Contact Shape & Form	Dual Beam
Contact Underplating Material	Nickel
PCB Contact Termination Area Plating Material	Tin
Contact Base Material	Copper Alloy
Contact Current Rating (Max)	.75 A

Termination Features

Termination Post & Tail Length	1.4 mm[.055 in]
Termination Method to Printed Circuit Board	Through Hole - Press-Fit

Mechanical Attachment

Mating Retention	Without
Guide Hardware	With
PCB Mount Retention	With
PCB Mount Retention Type	Action/Compliant Tail & Screw
Mating Alignment	With
Mating Alignment Type	Guide Pin
Connector Mounting Type	Board Mount

Housing Features

Number of Shrouded Sides	3
End Wall Location	Left
Housing Material	LCP - GF (Liquid Crystal Polymer)



Housing Color	Black
---------------	-------

Centerline (Pitch)	1.9 mm[.075 in]
--------------------	-----------------

Dimensions

Connector Length	26.9 mm[1.059 in]
------------------	-------------------

Connector Height	20.6 mm[.811 in]
------------------	------------------

Connector Width	12.7 mm[.5 in]
-----------------	----------------

PCB Thickness (Recommended)	1 mm
-----------------------------	------

PCB Hole Diameter	.39 mm[.015 in]
-------------------	-----------------

Row-to-Row Spacing	1.35 mm[.053 in]
--------------------	------------------

Usage Conditions

Operating Temperature Range	-55 – 85 °C[-67 – 185 °F]
-----------------------------	---------------------------

Operation/Application

Circuit Application	Signal
---------------------	--------

Industry Standards

UL File Number	E28476
----------------	--------

UL Rating	Recognized
-----------	------------

CSA Certified	Yes
---------------	-----

UL Flammability Rating	UL 94V-0
------------------------	----------

Packaging Features

Packaging Method	Box & Tube, Tube
------------------	------------------

Product Compliance

[For compliance documentation, visit the product page on TE.com>](#)

EU RoHS Directive 2011/65/EU	Not Yet Reviewed
------------------------------	------------------

EU ELV Directive 2000/53/EC	Compliant
-----------------------------	-----------

China RoHS 2 Directive MIIT Order No 32, 2016	No Restricted Materials Above Threshold
---	---

EU REACH Regulation (EC) No. 1907/2006	Current ECHA Candidate List: JAN 2021 (211) Candidate List Declared Against: JUN 2012 (84) SVHC > Threshold: Not Yet Reviewed
--	--

Halogen Content	Not Yet Reviewed for halogen content
-----------------	--------------------------------------

Solder Process Capability	Not applicable for solder process capability
---------------------------	--



Product Compliance Disclaimer


This information is provided based on reasonable inquiry of our suppliers and represents our current actual knowledge based on the information they provided. This information is subject to change. The part numbers that TE has identified as EU RoHS compliant have a maximum concentration of 0.1% by weight in homogenous materials for lead, hexavalent chromium, mercury, PBB, PBDE, DBP, BBP, DEHP, DIBP, and 0.01% for cadmium, or qualify for an exemption to these limits as defined in the Annexes of Directive 2011/65/EU (RoHS2). Finished electrical and electronic equipment products will be CE marked as required by Directive 2011/65/EU. Components may not be CE marked. Additionally, the part numbers that TE has identified as EU ELV compliant have a maximum concentration of 0.1% by weight in homogenous materials for lead, hexavalent chromium, and mercury, and 0.01% for cadmium, or qualify for an exemption to these limits as defined in the Annexes of Directive 2000/53/EC (ELV). Regarding the REACH Regulations, TE's information on SVHC in articles for this part number is still based on the European Chemical Agency (ECHA) 'Guidance on requirements for substances in articles' (Version: 2, April 2011), applying the 0.1% weight on weight concentration threshold at the finished product level. TE is aware of the European Court of Justice ruling of September 10th, 2015 also known as O5A (Once An Article Always An Article) stating that, in case of 'complex object', the threshold for a SVHC must be applied to both the product as a whole and simultaneously to each of the articles forming part of its composition. TE has evaluated this ruling based on the new ECHA "Guidance on requirements for substances in articles" (June 2017, version 4.0) and will be updating its statements accordingly.

Compatible Parts



TE Part # 2057405-1
IMP100S,R,RA2P10C,UG,39

Also in the Series | IMPACT



High Speed Backplane Connectors
(1769)

Customers Also Bought



TE Part #0462-209-16141
DEUTSCH SOLID CONTACTS



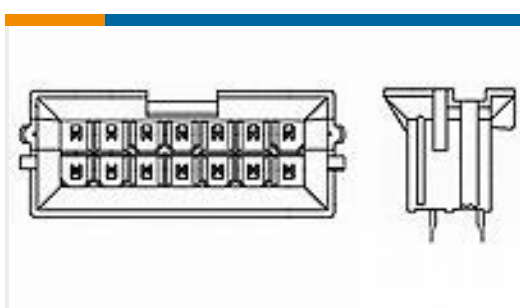
TE Part #1-530743-4
MINI BOX PIN HDR ASY 40 POS



TE Part #114017-ZZ
DEUTSCH SEALING PLUGS



TE Part #1-480698-0
02P UMNL PLUG HSG NATL



TE Part #1-1586588-4
14P VAL-U-LOK BMI VRTHDR V0



TE Part #1-2364573-6
AVH19 FLT SS LK R+P GRN 24V26A



TE Part #YD369-HP33-NS10000
369 HARSH 3 WAY PLUG, CRIMP, SKT

Documents

Product Drawings

[IMP100S,H,V2P10C,RG,LEW39,4.9](#)

English

CAD Files

[3D PDF](#)

3D

Customer View Model

[ENG_CVM_CVM_2057425-2_A.2d_dxf.zip](#)

English

Customer View Model

[ENG_CVM_CVM_2057425-2_A.3d_igs.zip](#)

English

Customer View Model

[ENG_CVM_CVM_2057425-2_A.3d_stp.zip](#)

English

By downloading the CAD file I accept and agree to the [Terms and Conditions](#) of use.

Product Specifications

[Application Specification](#)

English

Agency Approvals

[Agency Approval Document](#)

English