EVERLIGHT ELECTRONICS CO.,LTD.

Device Number : DLE-136-039 REV: 1.0

10 mm Round High lntensity LEDs

MODEL NO : 1363-2UBC

ECN : Page: 1/4

Features :

- High luminous power.
- Can be driven at low current.
- 2.54mm lead spacing.

Description :

- The series is specially designed for applications require higher brightness than is achievable with standard lamp.
- The LED lamps are available with different colors,intensities, epoxy colors, etc.

Package Dimension:

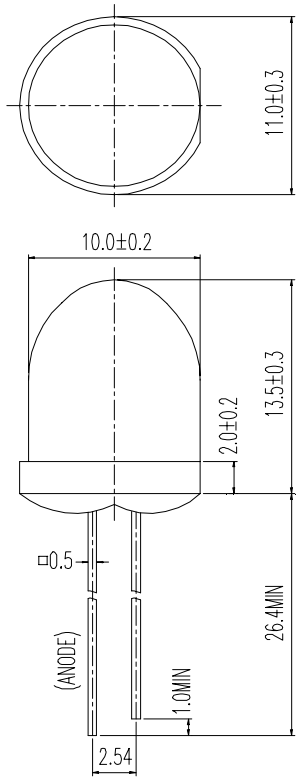

Applications :

- TV Set
- Monitor
- Telephone
- Computer

NOTES :

1.All dimensions are in millimeters.
2.An epoxy meniscus may extend about 1.5mm(0.059") down to the lead.

PART NO	CHIP		Lens Color
	Material	Emitted Color	
1363-2UBC	GaN & SiC Substrate	Blue	Water Clear

DESIGNER	CHECKER	APPROVER

A991810,990943

Office : NO 25,Lane 76,Chung Yang Rd,Sec.3
Tucheng,Taipei 236,Taiwan,R.O.C.

TEL : 886-2-2267-2000,2267-9936(22 Lines)
FAX : 886-2-2267-6189

EVERLIGHT ELECTRONICS CO.,LTD.

Device Number : DLE-136-039 REV: 1.0

10 mm Round High lntensity LEDs

MODEL NO : 1363-2UBC ECN : Page: 2/4

■ Absolute Maximum Ratings at T_A = 25℃

Parameter	Symbol	Rating	Unit
Forward Current	If	30	mA
Operating Temperature	Topr	-40 to +85	℃
Storage Temperature	Tstg	-40 to +100	℃
Soldering Temperature	Tsol	260 ± 5	℃
Power Dissipation	Pd	140	mW
Peak Forward Current(Duty 1/10 @ 1KHZ)	If(Peak)	70	mA
Reverse voltage	Vr	5	V

■ Electronic Optical Characteristics :

Parameter	Symbol	MIN.	TYP.	MAX.	Unit	Condition
Luminous intensity	Iv	1000.0	1500.0	----	mcd	If=20mA
Viewing Angle	2θ1/2	--------	10	----	deg	If=20mA
Peak Wavelength	λp	----	428	----	nm	If=20mA
Dominant Wavelength	λd	464	466	468	nm	If=20mA
Spectrum Radiation Bandwidth	△λ	----	65	----	nm	If=20mA
Forward Voltage	Vf	----	3.8	4.5	V	If=20mA
Reverse Current	Ir	----	----	10	μA	Vr=5V

10 mm Round High lntensity LEDs

MODEL NO 1363-2UBC ECN : Page: 3/4

■ Typical Electro-Optical Characteristic Curres

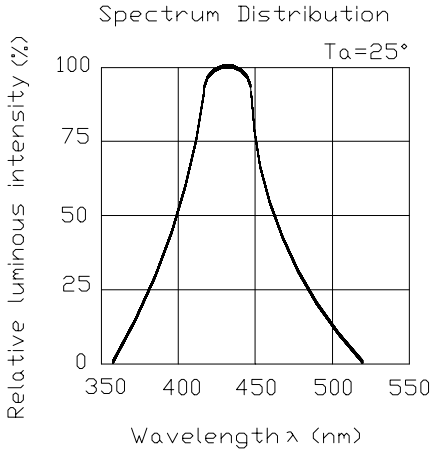

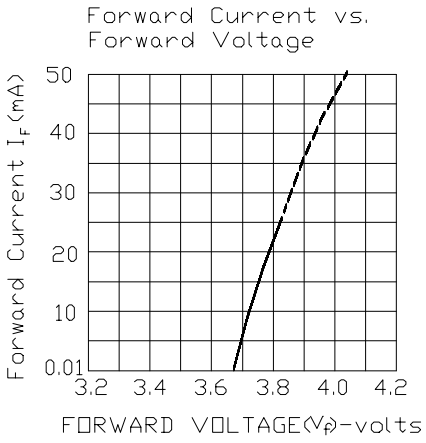

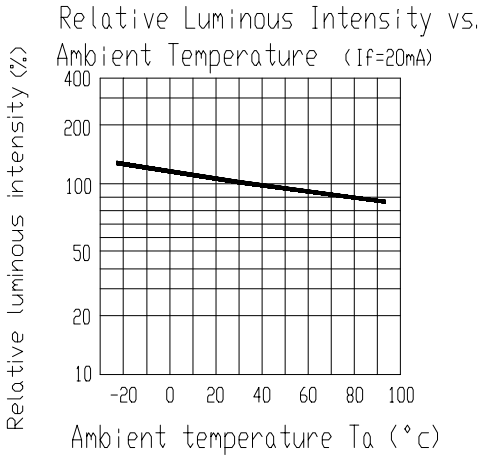

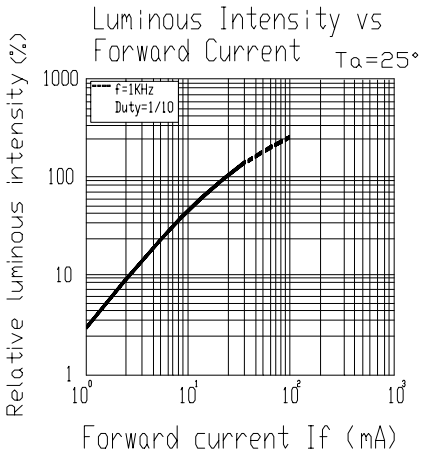

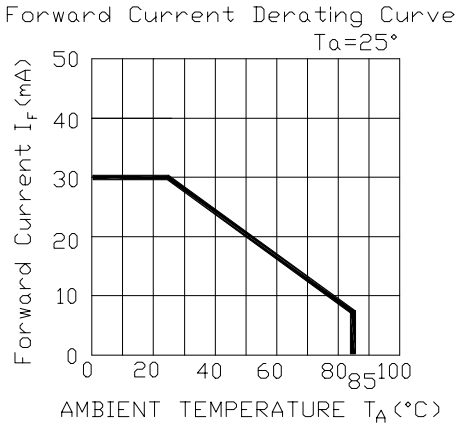

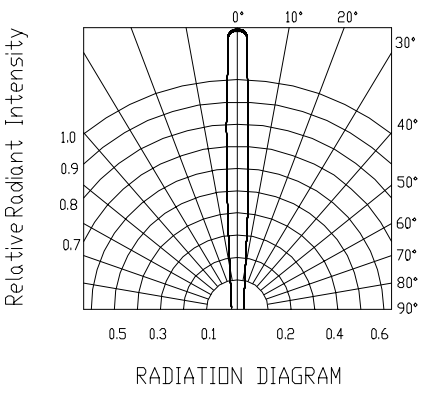

EVERLIGHT ELECTRONICS CO.,LTD.

Device Number : DLE-136-039 REV: 1.0

10 mm Round High lntensity LEDs

MODEL NO 1363-2UBC ECN : Page: 4/4

■ Reliability test items and conditions

NO	Item	Test Conditions	Test Hours/Cycle	Sample Size	Ac/Re
1	Soldering Heat	TEMP : 260℃ ± 5 ℃	10±1 SEC	76 Pcs	0/1
2	Solderability	TEMP : 230℃ ± 5 ℃	5±1 SEC	76 Pcs	0/1
3	Temperature Cycle	H : +85℃ 30min ∫ 5 min L : -55℃ 30min	50 CYCLE	76 Pcs	0/1
4	Thermal Shock	H : +100℃ 5min ∫ 10 sec L : -10℃ 5min	50 CYCLE	76 Pcs	0/1
5	High Temperature Storage	TEMP : 100℃	1000 HRS	76 Pcs	0/1
6	Low Temperature Storage	TEMP : -55℃	1000 HRS	76 Pcs	0/1
7	DC Operating Life	If = 20 mA	1000 HRS	76 Pcs	0/1
8	High Temperature / High Humidity	85℃/85% RH	1000 HRS	76 Pcs	0/1