

# Radial Leaded PTC Resettable Fuse

**multicomp** PRO

**RoHS  
Compliant**



## Specifications:

Applications	: Low voltage USB equipment and computers and peripherals
Product features	: Low resistance, fast trip time, low trip-to-hold ratio
Maximum voltage	: 16V / 30V
Temperature range	: -40°C to 85°C

## Electrical Characteristics (23°C)

Hold Current	Trip Current	Max. Time to trip		Max. Current	Rated Voltage	Typical Power	Resistance		Part Number
							R <sub>Min</sub>	R <sub>1Max</sub>	
I <sub>H</sub> , A	I <sub>T</sub> , A	at 8A	at 5 × I <sub>H</sub>	I <sub>MAX</sub> , A	V <sub>MAX</sub> , V DC	P <sub>D</sub> , W	Ω	Ω	
0.75	1.3	0.4	-	40	16	0.3	0.08	0.23	MC36245
0.9	1.8	1.2	5.9	40	16/30	0.6	0.07	0.18	MC36246
1.1	2.2	2.3	6.6	40	16/30	0.7	0.05	0.14	MC36247
1.2	2	0.5	-	40	16	0.6	0.04	0.14	MC36248
1.35	2.7	4.5	7.3	40	16/30	0.8	0.04	0.12	MC36249
1.55	2.7	0.6	-	40	16	0.7	0.03	0.12	MC36250
1.6	3.2	9	8	40	16/30	0.9	0.03	0.11	MC36251
1.85	3.7	10	8.7	40	16/30	1	0.03	0.09	MC36252
2.5	5	40	10.3	40	16/30	1.2	0.02	0.07	MC36253

I<sub>H</sub> = Hold current-maximum current at which the device will not trip at 23°C still air.

I<sub>T</sub> = Trip current-minimum current at which the device will always trip at 23°C still air.

V<sub>MAX</sub> = Maximum voltage device can withstand without damage at its rated current.

I<sub>MAX</sub> = Maximum fault current device can withstand without damage at rated voltage (V maximum).

P<sub>D</sub> = Typical power dissipated from device when in the tripped state in 23°C still air environment.

R<sub>Min</sub> = Minimum device resistance at 23°C.

R<sub>1Max</sub> = Maximum device resistance at 23°C, 1 hour after tripping.

## Physical specifications:

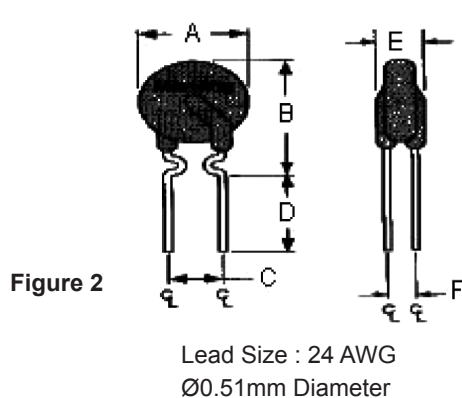
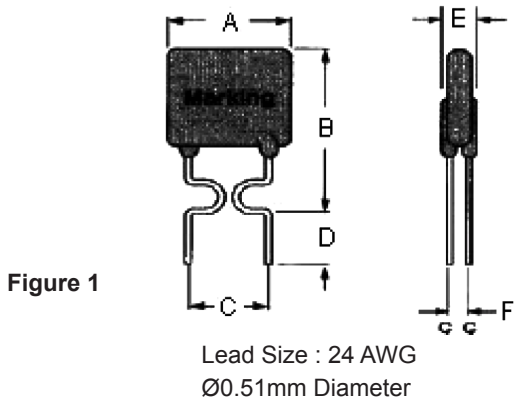
Lead material : Tin plated copper.

Soldering characteristics : Solder ability per ANSI/J-STD 002  
Solder heat withstand per IEC 68-2-20.

Insulating coating : Flame retardant epoxy polymer.

# Radial Ledged PTC Resettable Fuse

## Production Dimensions (millimeter)

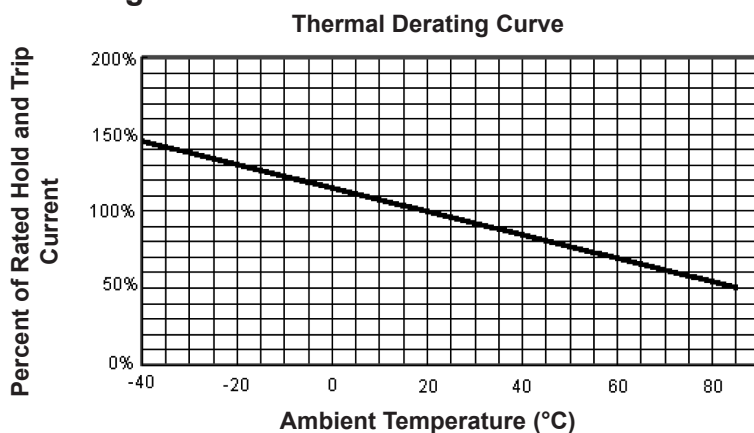


## Dimensions Table

A	B	C	D	E	F	Figure	Part Number
Maximum	Maximum	Typical	Minimum	Maximum	Typical		
6.9	11.4	5.1	7.6	3	0.8	2	MC36245
7.4	12.2	5.1	7.6	3	0.8	1	MC36246
7.4	14.2	5.1	7.6	3	0.8	1	MC36247
6.9	11.7	5.1	7.6	3	0.8	2	MC36248
8.9	13.5	5.1	7.6	3	0.8	1	MC36249
6.9	11.7	5.1	7.6	3	0.8	2	MC36250
8.9	15.2	5.1	7.6	3	0.8	1	MC36251
10.2	15.7	5.1	7.6	3	0.8	1	MC36252
11.4	18.3	5.1	7.6	3	0.8	1	MC36253

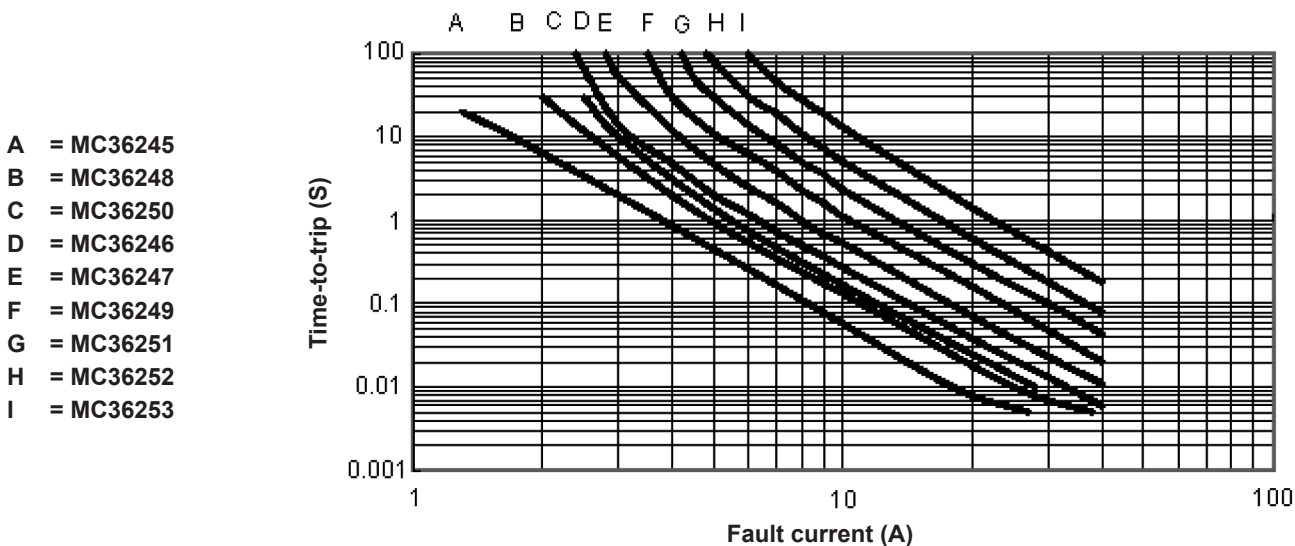
Dimensions : Millimetres

## Thermal Derating Curve



# Radial Leaded PTC Resettable Fuse

## Typical Time-To-Trip at 23°C



## Material Specification

- Lead material : Tin plated copper.
- Soldering characteristics : MIL-STD-202, Method 208E.
- Insulating coating : Flame retardant epoxy.

## Part Number Table

Description	Part Number
Radial Leaded PTC Resettable Fuse	MC36245
	MC36246
	MC36247
	MC36248
	MC36249
	MC36250
	MC36251
	MC36252
	MC36253

**Important Notice :** This data sheet and its contents (the "Information") belong to the members of the AVNET group of companies (the "Group") or are licensed to it. No licence is granted for the use of it other than for information purposes in connection with the products to which it relates. No licence of any intellectual property rights is granted. The Information is subject to change without notice and replaces all data sheets previously supplied. The Information supplied is believed to be accurate but the Group assumes no responsibility for its accuracy or completeness, any error in or omission from it or for any use made of it. Users of this data sheet should check for themselves the Information and the suitability of the products for their purpose and not make any assumptions based on information included or omitted. Liability for loss or damage resulting from any reliance on the Information or use of it (including liability resulting from negligence or where the Group was aware of the possibility of such loss or damage arising) is excluded. This will not operate to limit or restrict the Group's liability for death or personal injury resulting from its negligence. Multicomp Pro is the registered trademark of Premier Farnell Limited 2019.