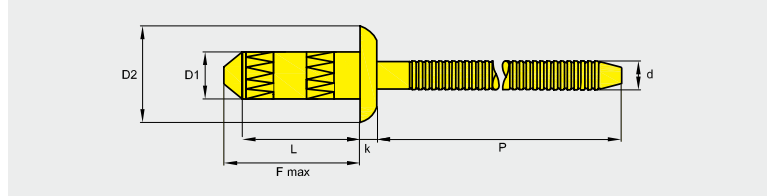
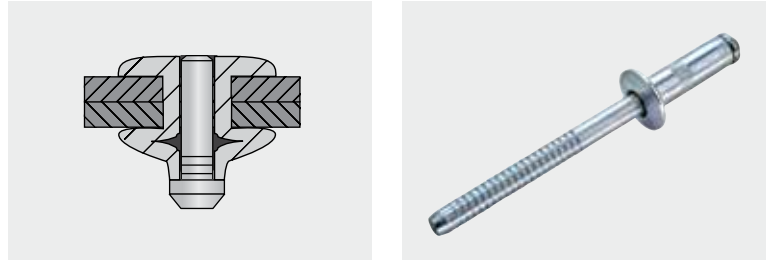



FLACHRUNDKOPF MIT GERILLEM NIETDORN DOMED HEAD WITH GROOVED MANDREL TÊTE PLATE CLOU CANNELÉ










Stahl verzinkt
Steel zinc plated
Acier zingué


Stahl verzinkt
Steel zinc plated
Acier zingué








Ø 3,2 mm

D1 = 3,2 + 0,09 / - 0,15 mm
D2 = 6,0 + 0,24 / - 0,24 mm
k = 1,4 mm max.
d = 2,0 mm (Ref.)
P = ≥ 27,0 mm
L = + 0,99 / - 0 mm
 3,3 - 3,4 mm


	F max		CODE					
3,2 x 7,0 mm	9,5 mm	1,0 - 3,0 mm	72000 32700	1200 N			1000	10000
3,2 x 9,0 mm	11,5 mm	3,0 - 5,0 mm	72000 32900	1700 N	1300 N	350 N	1000	10000
3,2 x 11,0 mm	13,5 mm	5,0 - 7,0 mm	72000 32110	2500 N			1000	10000








Ø 4,0 mm

D1 = 4,0 + 0,09 / - 0,15 mm
D2 = 7,8 + 0,29 / - 0,29 mm
k = 1,7 mm max.
d = 2,45 mm (Ref.)
P = ≥ 27,0 mm
L = + 0,99 / - 0 mm
 4,1 - 4,3 mm


	F max		CODE					
4,0 x 8,0 mm	11,0 mm	1,0 - 3,0 mm	72000 40800	2400 N			500	5000
4,0 x 10,0 mm	13,0 mm	3,0 - 5,0 mm	72000 40100	3500 N	2800 N	400 N	500	5000
4,0 x 12,0 mm	15,0 mm	5,0 - 7,0 mm	72000 40120	4100 N			500	5000








Ø 4,8 mm

D1 = 4,8 + 0,09 / - 0,15 mm
D2 = 9,3 + 0,29 / - 0,29 mm
k = 2,0 mm max.
d = 3,0 mm (Ref.)
P = ≥ 27,0 mm
L = + 0,99 / - 0 mm
 4,9 - 5,1 mm

	F max		CODE					
4,8 x 9,0 mm	12,0 mm	1,5 - 3,5 mm	72000 48900	3600 N			500	5000
4,8 x 12,0 mm	15,0 mm	3,5 - 6,0 mm	72000 48120	4200 N	3800 N	445 N	500	5000
4,8 x 14,0 mm	17,0 mm	6,0 - 8,5 mm	72000 48140	5600 N			500	5000

Ø 6,0 mm

D1 = 6,0 + 0,08 / - 0,15 mm
D2 = 12,0 + 0 / - 1,5 mm
k = 1,95 + / - 0,4 mm
d = 4,0 mm (Ref.)
P = ≥ 31,0 mm
L = + 0,99 / - 0 mm
 6,1 - 6,3 mm

	F max		CODE					
6,0 x 10,0 mm	15,0 mm	1,5 - 4,0 mm	72000 60100	4200 N			250	2500
6,0 x 13,0 mm	18,0 mm	3,0 - 6,0 mm	72000 60130	5400 N	5400 N	700 N	250	2500
6,0 x 16,0 mm	21,0 mm	6,0 - 9,0 mm	72000 60160	5900 N			250	2500
6,0 x 19,0 mm	24,0 mm	9,0 - 12,0 mm	72000 60190				250	2500

¹⁾ typische Werte typical values valeurs moyennes

Technische Änderungen vorbehalten Subject to technical modifications Sous réserve de modifications (techniques)