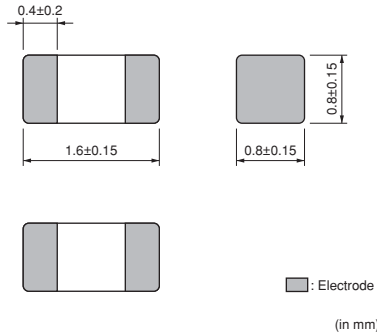


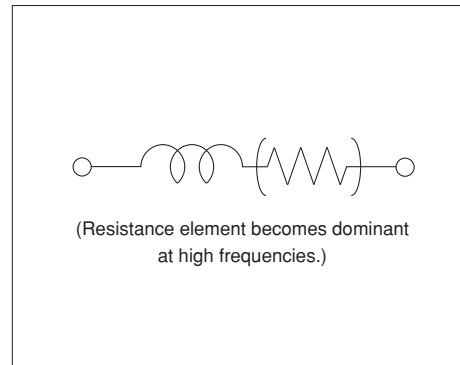
For Automotive Chip Ferrite Bead for Automotive

BLM18P Series (0603 Size)

■ Dimensions



■ Equivalent Circuit



■ Packaging

Code	Packaging	Minimum Quantity
D	180mm Paper Tape	4000
J	330mm Paper Tape	10000
B	Bulk(Bag)	1000

■ Rated Value (□: packaging code)

Part Number	Impedance (at 100MHz/20°C)	Impedance (at 1GHz/20°C)	Rated Current	DC Resistance	Operating Temperature Range
BLM18PG300SH1□	30ohm (Typ.)	-	1000mA	0.05ohm max.	-55 to +125°C
BLM18PG330SH1□	33ohm ±25%	-	3000mA	0.025ohm max.	-55 to +125°C
BLM18PG600SH1□	60ohm (Typ.)	-	500mA	0.10ohm max.	-55 to +125°C
BLM18PG121SH1□	120ohm ±25%	-	2000mA	0.05ohm max.	-55 to +125°C
BLM18PG181SH1□	180ohm ±25%	-	1500mA	0.09ohm max.	-55 to +125°C
BLM18PG221SH1□	220ohm ±25%	-	1400mA	0.10ohm max.	-55 to +125°C
BLM18PG331SH1□	330ohm ±25%	-	1200mA	0.15ohm max.	-55 to +125°C
BLM18PG471SH1□	470ohm ±25%	-	1000mA	0.20ohm max.	-55 to +125°C

Number of Circuits: 1

Continued on the following page.

● This data sheet is applied for CHIP FERRITE BEAD used for Automotive Electronics equipment for your design.

⚠ Note:

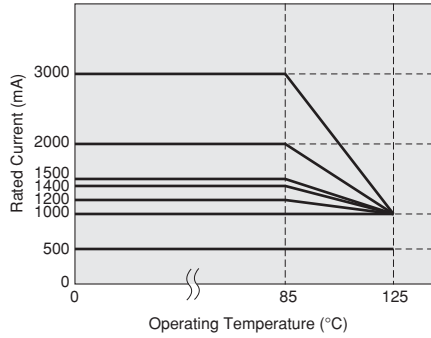
- This datasheet is downloaded from the website of Murata Manufacturing co., ltd. Therefore, it's specifications are subject to change or our products in it may be discontinued without advance notice. Please check with our sales representatives or product engineers before ordering.
- This datasheet has only typical specifications because there is no space for detailed specifications. Therefore, please approve our product specifications or transact the approval sheet for product specifications before ordering.

Continued from the preceding page.

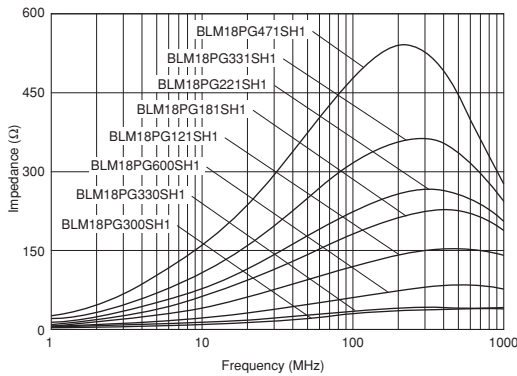
Derating of Rated Current

In operating temperature exceeding +85°C, derating of current is necessary for BLM18PG series. Please apply the derating curve shown in chart according to the operating temperature.

Derating of Rated Current

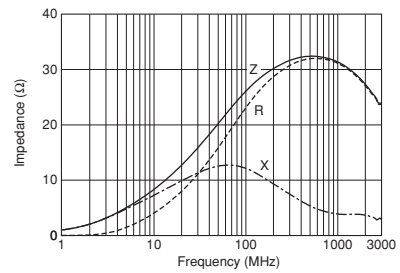


Impedance-Frequency Characteristics (Main Items)



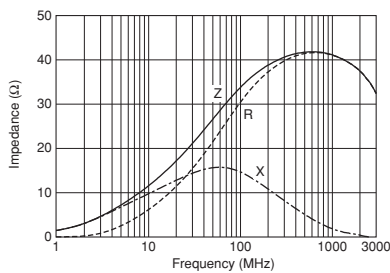
Impedance-Frequency Characteristics

BLM18PG300SH1



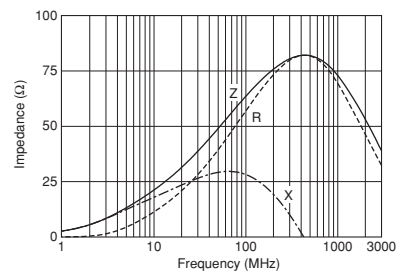
Impedance-Frequency Characteristics

BLM18PG330SH1



Impedance-Frequency Characteristics

BLM18PG600SH1



Continued on the following page. ↗

● This data sheet is applied for CHIP FERRITE BEAD used for Automotive Electronics equipment for your design.

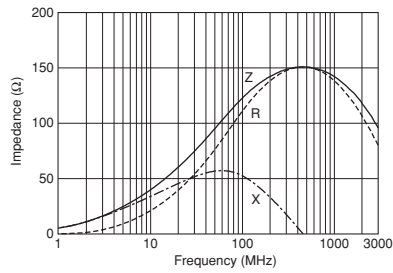
Note:

1. This datasheet is downloaded from the website of Murata Manufacturing co., ltd. Therefore, it's specifications are subject to change or our products in it may be discontinued without advance notice. Please check with our sales representatives or product engineers before ordering.
2. This datasheet has only typical specifications because there is no space for detailed specifications. Therefore, please approve our product specifications or transact the approval sheet for product specifications before ordering.

Continued from the preceding page.

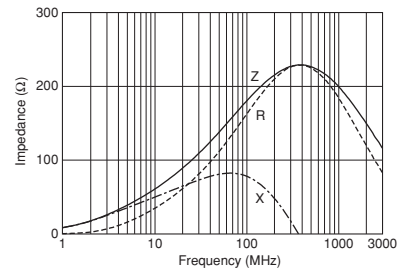
Impedance-Frequency Characteristics

BLM18PG121SH1



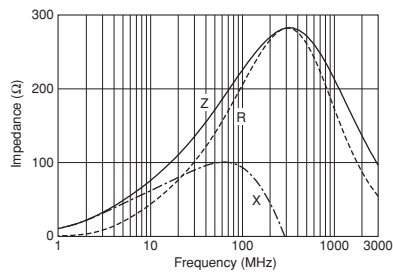
Impedance-Frequency Characteristics

BLM18PG181SH1



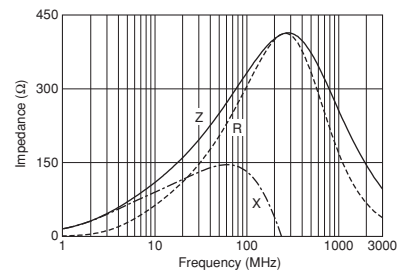
Impedance-Frequency Characteristics

BLM18PG221SH1



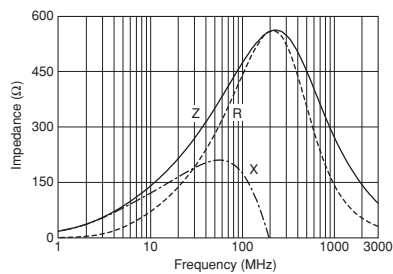
Impedance-Frequency Characteristics

BLM18PG331SH1



Impedance-Frequency Characteristics

BLM18PG471SH1




Continued on the following page. 

● This data sheet is applied for CHIP FERRITE BEAD used for Automotive Electronics equipment for your design.

⚠ Note:

1. This datasheet is downloaded from the website of Murata Manufacturing co., ltd. Therefore, it's specifications are subject to change or our products in it may be discontinued without advance notice. Please check with our sales representatives or product engineers before ordering.
2. This datasheet has only typical specifications because there is no space for detailed specifications. Therefore, please approve our product specifications or transact the approval sheet for product specifications before ordering.

 Continued from the preceding page.

■ Caution/Notice

Caution (Rating)

1. Do not use products beyond the rated current as this may create excessive heat and deteriorate the insulation resistance.
2. Be sure to provide an appropriate fail-safe function on your product to prevent a second damage that may be caused by the abnormal function or the failure our product.

Notice

Solderability of Tin plating termination chip might be deteriorated when low temperature soldering profile where peak solder temperature is below the Tin melting point is used. Please confirm the solderability of Tin plating termination chip before use.

● This data sheet is applied for CHIP FERRITE BEAD used for Automotive Electronics equipment for your design.

Note:

1. This datasheet is downloaded from the website of Murata Manufacturing co., ltd. Therefore, it's specifications are subject to change or our products in it may be discontinued without advance notice. Please check with our sales representatives or product engineers before ordering.
2. This datasheet has only typical specifications because there is no space for detailed specifications. Therefore, please approve our product specifications or transact the approval sheet for product specifications before ordering.