



SIRIUS SAFETY RELAY POWERSUPPLY FOR 3SK1
ADVANCED SERIES US = 115 - 230 V AC/DC SCREW
CONNECTION

Figure similar

General technical data:

product brand name		SIRIUS
Protection class IP of the enclosure		IP20
Insulation voltage Rated value	V	300
Surge voltage resistance Rated value	V	4 000
Air pressure acc. to SN 31205	kPa	90 ... 106
Relative humidity during operation	%	10 ... 95
Installation altitude at height above sea level maximum	m	2 000
Vibration resistance acc. to IEC 60068-2-6		5 ... 500 Hz: 0,75 mm
Shock resistance		10g / 11 ms
EMC emitted interference		IEC 60947-5-1, Class A
Overvoltage category		Installation category III
Degree of pollution		3
Ambient temperature		
• during storage	°C	-40 ... +80
• during operation	°C	-25 ... +60
Type of current supply		24 V / 0,6 A
Galvanic isolation between entrance and outlet		Yes
Display version for normal operation		Green LED for 24 V OK
Property of the output Short-circuit proof		Yes
Product property Parallel switching of channels		No
Consumed current maximum	A	0.25
Control supply voltage		
• for DC Rated value	V	110 ... 240

<ul style="list-style-type: none"> • with AC <ul style="list-style-type: none"> — at 50 Hz Rated value — at 60 Hz Rated value 	V	110 ... 240
	V	110 ... 240
Operating range factor control supply voltage rated value		
<ul style="list-style-type: none"> • for DC 		0.85 ... 1.1
<ul style="list-style-type: none"> • with AC <ul style="list-style-type: none"> — at 50 Hz — at 60 Hz 		0.85 ... 1.1
		0.85 ... 1.1
Active power loss	W	17

Control circuit/ Control:

Output voltage for DC Rated value	V	24
Output current Rated range	A	0.6
Design of short-circuit protection		automatically start-up






Installation/ mounting/ dimensions:

mounting position		any
Required spacing for grounded parts at the side	mm	5
Required spacing with side-by-side mounting at the side	mm	0
Mounting type		screw and snap-on mounting
Width	mm	22.5
Height	mm	100
Depth	mm	121.6

Connections/ Terminals:

Type of electrical connection		screw-type terminals
Type of connectable conductor cross-section		
<ul style="list-style-type: none"> • solid 		1x (0.5 ... 2.5 mm ²), 2x (1.0 ... 1.5 mm ²)
<ul style="list-style-type: none"> • finely stranded <ul style="list-style-type: none"> — with core end processing 		1x (0.5 ... 2.5 mm ²), 2x (0.5 ... 1.0 mm ²)
Type of connectable conductor cross-section for AWG conductors		
<ul style="list-style-type: none"> • solid 		1x (20 ... 14), 2x (18 ... 16)

Certificates/ approvals:

General Product Approval	EMC	Declaration of Conformity	Test Certificates
 CCC	 UL	 EG-Konf.	Type Test Certificates/Test Report
 CSA	 C-TICK		

other

[Confirmation](#)

Further information

Information- and Downloadcenter (Catalogs, Brochures,...)

<http://www.siemens.com/industrial-controls/catalogs>

Industry Mall (Online ordering system)

<http://www.siemens.com/industrymall>

Cax online generator

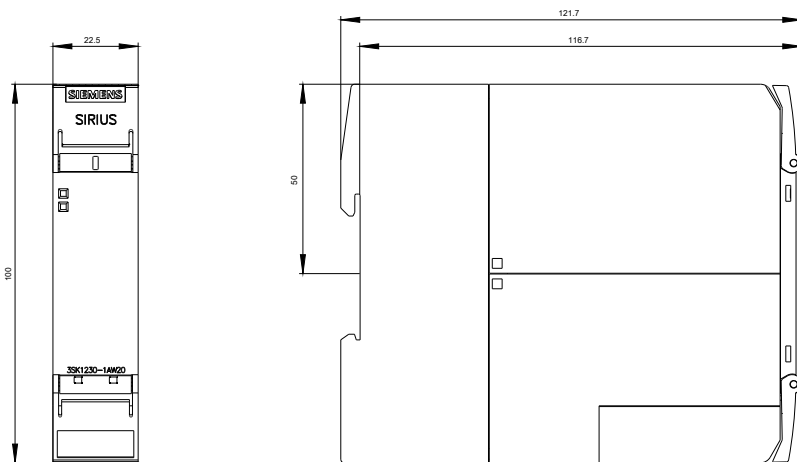
<http://support.automation.siemens.com/WW/CAXorder/default.aspx?lang=en&mlfb=3SK12301AW20>

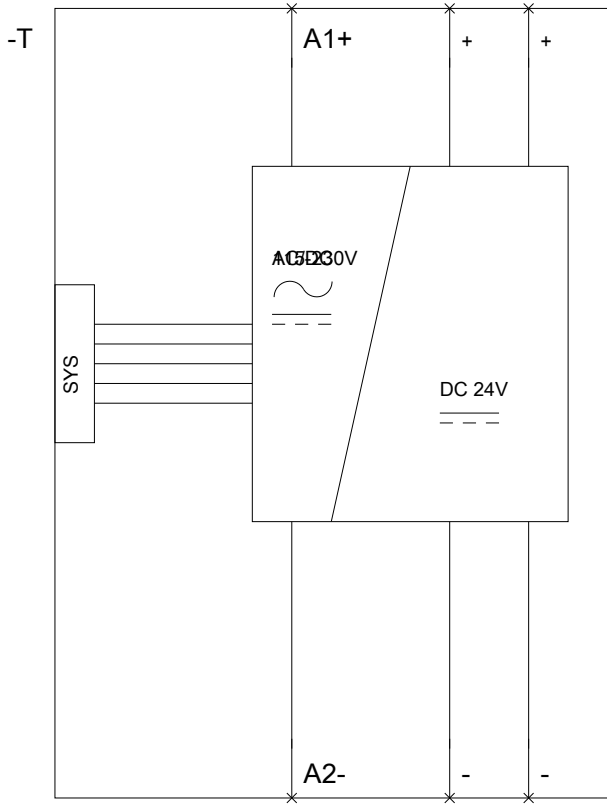
Service&Support (Manuals, Certificates, Characteristics, FAQs,...)

<http://support.automation.siemens.com/WW/view/en/3SK12301AW20/all>

Image database (product images, 2D dimension drawings, 3D models, device circuit diagrams, EPLAN macros, ...)

<http://www.automation.siemens.com/bilddb/index.aspx?attID9=3SK12301AW20&lang=en>





last modified:

24.02.2015