

MIRO MULTI-TIMER 24VDC-1S

IN: 24 VDC - OUT: 250 VAC/DC / 6A

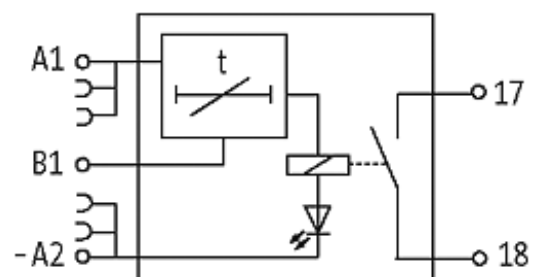
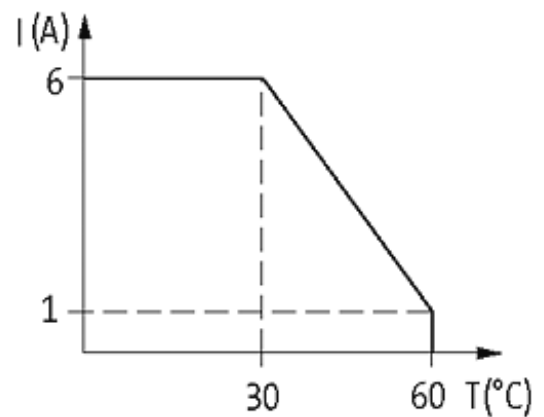
Relay output

Impulse expansion: 0.1...300 s

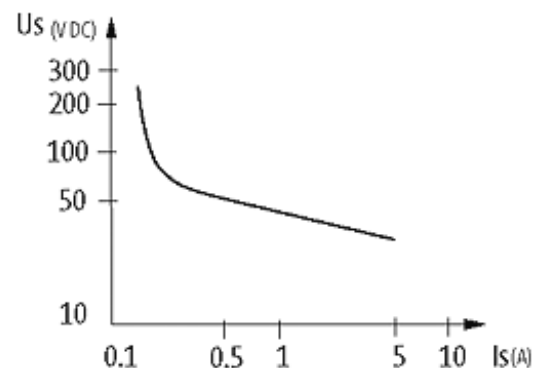
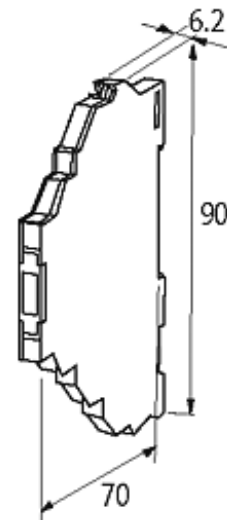
Spring clamp terminals

[Link to Product](#)

Illustration




Time	+A1	Function
0.1..1.2 s	Out	Switch on delay
0.4..5 s	Out	One shot
3.5..40 s	Out	Modulation, pause starting
30..300 s	Load	Modulation, pulse starting
	B1	Switch off delay time
	Load	



Product may differ from Image

Approvals



Input

Input voltage	24 V DC (+10 -15 %) input A
Input current	20 mA (input A)
Control voltage	24 V DC (+10 -15 %) input B
Control current	5 mA (input B)

General data

The information in this brochure has been compiled with the utmost care.

Liability for the correctness completeness and topicality of the information is restricted to gross negligence. Version: 05/15

Mech./ elect. life	20.000.000 switching cycles/load dependent
Test isolation voltage	4 kV; safe separation (EN 60947-1)
Mounting method	DIN-rail mountable (EN 60715)
Temperature range	-25...+60 °C
Dimensions H × W × D	90×6.2×65 mm

Output

Output voltage	max. 250 V AC/DC
Output current	max. 6 A
Min. load current	100 mA (12 V DC)
Output rating	max. 1500 VA/120 W
Switching frequency	max. 10 Hz
Contact material	Ag Sn O ₂
Energize/release/contact bounce time	10/15/1.5 ms

Commercial data

country of origin	CZ
customs tariff number	85364190
minimum order quantity	1