Dual channel optocoupler
Input: 24 VDC
Output: 2 changeover contacts, 3 ... 30 VDC / 0.5 A

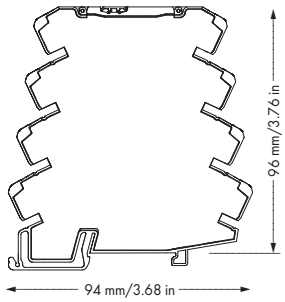

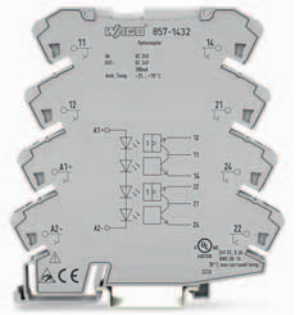

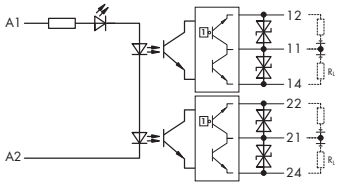

Description	V_N	I_N	Item No.	Pack. Unit
Optocoupler module, for DIN 35 rail	24 V DC	5.9 mA	**857-1432**	1

Technical Data

Accessories see pages 128 ... 130

Control circuit:	
Input voltage range (low level)	0 V ... 5 V DC
Input voltage range (high level)	16.8 V ... 30 V DC
Load circuit:	
Output voltage range	2 x 9 V ... 60 VDC
Max. continuous current	2 x 500 mA
Turn-on time	25 µs
Turn-off time	250 µs
Max. switching frequency	1.5 kHz
Max. voltage drop at output	1.5 V
General specifications:	
Dielectric strength, control/load circuit (AC, 1 min)	3.75 kV_{rms}
Dielectric strength, channel/channel (AC, 1 min)	-
Ambient operating temperature	-20°C ... +70°C
Storage temperature	-40 °C ... +85 °C
Dimensions (mm) W x H x L	6 x 96 x 94
	Height from upper-edge of DIN 35 rail
Wire connection	CAGE CLAMP® S
Cross sections	0.08 mm² ... 2.5 mm² / AWG 28 ... 12
Strip length	9 ... 10 mm / 0.35 ... 0.39 in
Standards/specifications	EN 60664-1