

BLM21PG331BH1D

“#” indicates a package specification code.

In Production

AEC-Q200

RoHS

REACH

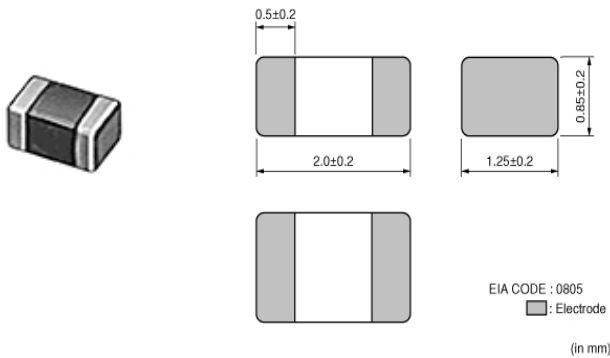
< List of part numbers with package codes >

BLM21PG331BH1J

BLM21PG331BH1D

BLM21PG331BH1B

Appearance & Shape



Packaging Information

Packaging	Specifications	Standard Packing Quantity
J	330mm Paper Tape	10000
D	180mm Paper Tape	4000
B	Bulk(Bag)	1000

Applications

Automotive Usage	Powertrain/Safety
------------------	-------------------

Features

The chip ferrite beads BLM series is designed to function nearly as a resistor at noise frequencies, which greatly reduces the possibility of resonance and leaves signal wave forms undistorted.

BLM series is effective in circuits without stable ground lines because BLM series does not need a connection to ground.

The nickel barrier structure of the external electrodes provides excellent solder heat resistance. Also it can be used up to 150 °C.

BLM_PG series can be used in high current circuits due to its low DC resistance. It can match power lines to a maximum of 3.3ADC.

Attention

1.This datasheet is downloaded from the website of Murata Manufacturing Co., Ltd. Therefore, it's specifications are subject to change or our products in it may be discontinued without advance notice. Please check with our sales representatives or product engineers before ordering.

2.This datasheet has only typical specifications because there is no space for detailed specifications.

Therefore, please review our product specifications or consult the approval sheet for product specifications before ordering.

BLM21PG331BH1D

“#” indicates a package specification code.



Specifications

Shape	SMD
Size Code (in inch)	0805
Length	2.0mm
Length Tolerance	±0.2mm
Width	1.25mm
Width Tolerance	±0.2mm
Thickness	0.85mm
Thickness Tolerance	±0.2mm
Operating Temperature Range	-55°C to 150°C
Mass(typ.)	0.01g
Number of Circuit	1
Rated Current (at 85°C)	1A
Rated Current (at 125°C)	1A
Rated Current (at 150°C)	10mA
DC Resistance(max.)	0.07Ω
Impedance (at 100MHz)	330Ω
Impedance (at 100MHz) Tolerance	±25%
Size Code (in mm)	2012

Attention

1.This datasheet is downloaded from the website of Murata Manufacturing Co., Ltd. Therefore, it's specifications are subject to change or our products in it may be discontinued without advance notice. Please check with our sales representatives or product engineers before ordering.

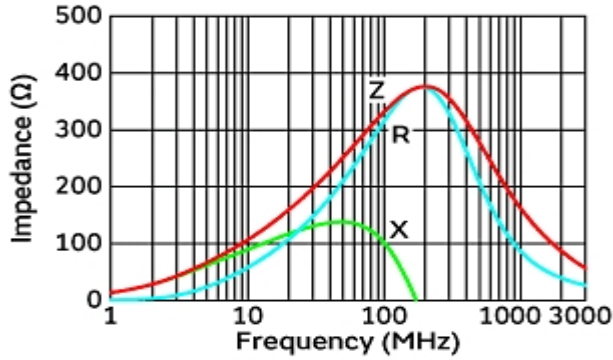
2.This datasheet has only typical specifications because there is no space for detailed specifications.

Therefore, please review our product specifications or consult the approval sheet for product specifications before ordering.

BLM21PG331BH1D

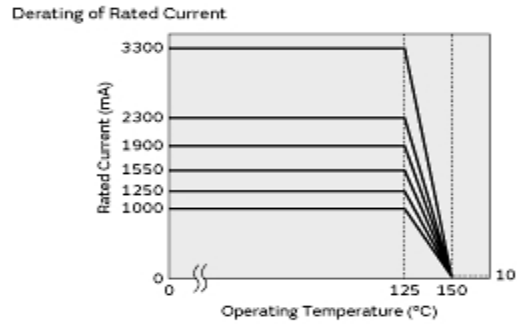
“#” indicates a package specification code.

Product Data

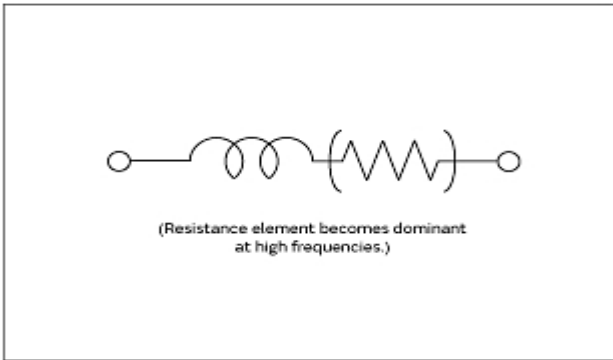


Impedance-Frequency Characteristics

In operating temperature exceeding +125°C, derating of current is necessary for BLM21PG_BH1 series. Please apply the derating curve shown in chart according to the operating temperature.



Derating of Rated Current



Equivalent Circuit

Attention
1.This datasheet is downloaded from the website of Murata Manufacturing Co., Ltd. Therefore, it's specifications are subject to change or our products in it may be discontinued without advance notice. Please check with our sales representatives or product engineers before ordering.
2.This datasheet has only typical specifications because there is no space for detailed specifications.
Therefore, please review our product specifications or consult the approval sheet for product specifications before ordering.