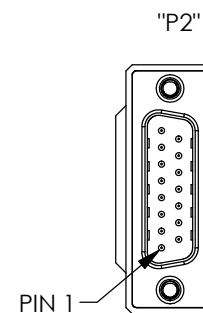
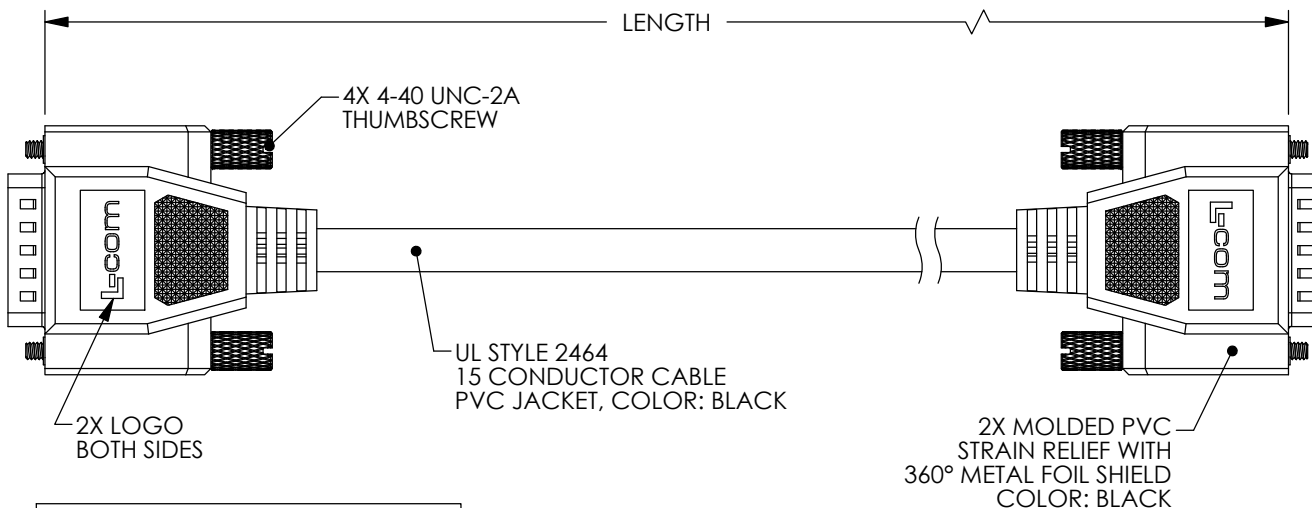
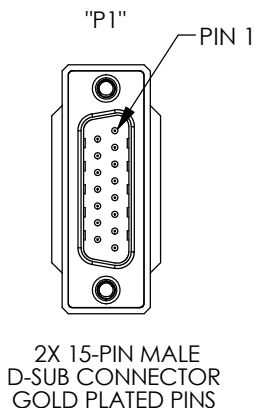


THE INFORMATION CONTAINED IN THIS DRAWING IS THE SOLE PROPERTY OF L-COM, INC. ANY REPRODUCTION IN PART OR WHOLE WITHOUT THE WRITTEN PERMISSION OF L-COM, INC. IS PROHIBITED.

RoHS Compliant ✓

REVISIONS			
REV	DESCRIPTION	DATE	APPROVED
A	INITIAL RELEASE	10/9/08	D.GRIFFIN
B	ECN 3669: CHG WIRE #14 FROM BLACK/BROWN TO BROWN/WHITE	10/27/08	D.FRISIELLO
B	ECN 99999: REPAIRED MOLDED BOOT AND SCREWS	10/29/08	D.FRISIELLO
C	ECN 4474: ADDED 1.0 FT LENGTH, UPDATED FORMAT, CHANGED NOTES	1/7/10	D. CASTRO



WIRING MAP		
"P1"	WIRE COLOR	"P2"
1	BLACK	1
2	BROWN	2
3	RED	3
4	ORANGE	4
5	YELLOW	5
6	GREEN	6
7	BLUE	7
8	PURPLE	8
9	GRAY	9
10	WHITE	10
11	PINK	11
12	LIGHT GREEN	12
13	BLACK/WHITE	13
14	BROWN/WHITE	14
15	RED/WHITE	15
SHELL	DRAIN WIRE	SHELL

PART NUMBER	LENGTH	
	FEET	METERS
CSMNB15MM-1	1.0	0.31
CSMNB15MM-2.5	2.5	.76
CSMNB15MM-5	5.0	1.52
CSMNB15MM-10	10.0	3.05
CSMNB15MM-15	15.0	4.57
CSMNB15MM-25	25.0	7.62
CSMNB15MM-50	50.0	15.24

NOTES:

1. CABLE ASSEMBLY SHALL BE TESTED FOR CONTINUITY.
2. CABLE ASSEMBLY SHALL BE INDIVIDUALLY PACKAGED IN ACCORDANCE WITH L-COM PACKAGING SPEC. PS-0031.

UNLESS OTHERWISE SPECIFIED, DIMENSIONS ARE IN INCHES [mm] OVERALL CABLE LENGTH TOLERANCE: ≤12 [305] = +1 [25] / -0 >12 [305] ≤60 [1524] = +2 [51] / -0 >60 [1524] ≤120 [3048] = +4 [102] / -0 >120 [3048] ≤300 [7620] = +6 [152] / -0 >300 [7620] = +3% / -0%	APPROVALS	DATE	 45 BEECHWOOD DRIVE NORTH ANDOVER, MA 01845
	DRAWN BY D.FRISIELLO CHECKED BY D.FORTIN APPROVED BY S.SMITH	10/8/08 10/8/08 10/8/08	
ALL OTHER DIMENSIONAL TOLERANCES: .X = ± .2 .XX = ± .02 .XXX = ± .005	CONFIGURATION DETAILS OF UNDIMENSIONED FEATURES MAY VARY	PRODUCT DESCRIPTION CABLE, DB15M/M MOLDED BLK	
PROJECTION 	COLOR VARIATIONS MAY OCCUR	SIZE A	FSCM NO. 43321 DWG. NO. CSMNB15MM REV. C
		SCALE: NONE	CAD FILE: CSMNB15MM.SLDDRW SHEET 1 OF 1