

CONTACTOR, AC-3, 4KW/400V, 1NO+1NC, AC 380V  
50/60HZ, 3-POLE, SZ S0 SCREW TERMINAL

product brand name		SIRIUS
Product designation		3RT2 contactor

### General technical data:

<b>Insulation voltage</b>		
• Rated value	V	690
<b>Degree of pollution</b>		3
<b>Surge voltage resistance Rated value</b>	kV	6
<b>Mechanical service life (switching cycles)</b>		
• of the contactor typical		10 000 000
• of the contactor with added electronics-compatible auxiliary switch block typical		5 000 000
• of the contactor with added auxiliary switch block typical		10 000 000
<b>Thermal short-time current restricted to 10 s</b>	A	80
<b>Protection class IP</b>		
• on the front		IP20
• of the terminal		IP20
<b>Equipment marking</b>		
• acc. to DIN EN 61346-2		Q
• acc. to DIN EN 81346-2		Q

### Main circuit:

<b>Number of poles for main current circuit</b>		3
<b>Number of NC contacts for main contacts</b>		0
<b>Number of NO contacts for main contacts</b>		3
<b>Operating voltage</b>		
• at AC-3 Rated value maximum	V	690
<b>Operating current</b>		
• at AC-1		
— at 400 V at ambient temperature 40 °C Rated value	A	40
— up to 690 V at ambient temperature 40 °C Rated value	A	40
— up to 690 V at ambient temperature 60 °C Rated value	A	35
• at AC-2 at 400 V Rated value	A	9
• at AC-3		

— at 400 V Rated value	A	9
— at 500 V Rated value	A	9
— at 690 V Rated value	A	9
• at AC-4 at 400 V Rated value	A	8.5
<b>Operating current with 1 current path</b>		
• at DC-1		
— at 24 V Rated value	A	35
— at 110 V Rated value	A	4.5
— at 220 V Rated value	A	1
— at 440 V Rated value	A	0.4
— at 600 V Rated value	A	0.25
• at DC-3 at DC-5		
— at 24 V Rated value	A	20
— at 110 V Rated value	A	2.5
— at 220 V Rated value	A	1
— at 440 V Rated value	A	0.09
— at 600 V Rated value	A	0.06
<b>Operating current with 2 current paths in series</b>		
• at DC-1		
— at 24 V Rated value	A	35
— at 110 V Rated value	A	35
— at 220 V Rated value	A	5
— at 440 V Rated value	A	1
— at 600 V Rated value	A	0.8
• at DC-3 at DC-5		
— at 110 V Rated value	A	15
— at 220 V Rated value	A	3
— at 24 V Rated value	A	35
— at 440 V Rated value	A	0.27
— at 600 V Rated value	A	0.16
<b>Operating current with 3 current paths in series</b>		
• at DC-1		
— at 24 V Rated value	A	35
— at 110 V Rated value	A	35
— at 220 V Rated value	A	35
— at 440 V Rated value	A	2.9
— at 600 V Rated value	A	1.4
• at DC-3 at DC-5		
— at 110 V Rated value	A	35
— at 220 V Rated value	A	10
— at 24 V Rated value	A	35

— at 440 V Rated value	A	0.6
— at 600 V Rated value	A	0.6
<b>Operating power</b>		
• at AC-1 at 400 V Rated value	kW	23
• at AC-2 at 400 V Rated value	kW	4
• at AC-4 at 400 V Rated value	kW	4
<b>Operating power</b>		
• at AC-1		
— at 230 V at 60 °C Rated value	kW	13.3
— at 230 V Rated value	kW	13.3
— at 400 V at 60 °C Rated value	kW	23
— at 690 V at 60 °C Rated value	kW	40
— at 690 V Rated value	kW	40
• at AC-3		
— at 230 V Rated value	kW	2.2
— at 400 V Rated value	kW	4
— at 690 V Rated value	kW	7.5
<b>Operating power for ≥ 200000 operating cycles at AC-4</b>		
• at 400 V Rated value	kW	2
• at 690 V Rated value	kW	2.5
<b>Operating frequency</b>		
• at AC-3 maximum	1/h	1 000

#### Control circuit/ Control:

<b>Type of voltage of the control supply voltage</b>		AC
<b>Control supply voltage with AC</b>		
• at 50 Hz Rated value	V	240
<b>Operating range factor control supply voltage rated value of the magnet coil with AC</b>		
• at 50 Hz		0.8 ... 1.1

#### Auxiliary circuit:

<b>Number of NC contacts</b>		
• for auxiliary contacts		
— instantaneous contact		1
<b>Number of NO contacts</b>		
• for auxiliary contacts		
— instantaneous contact		1
<b>Product expansion Auxiliary switch</b>		Yes
<b>Operating current at AC-15</b>		
• at 230 V Rated value	A	10
• at 400 V Rated value	A	3

<ul style="list-style-type: none"> <li>• at 690 V Rated value</li> </ul>	A	1
<b>Operating current</b>		
<ul style="list-style-type: none"> <li>• at DC-12 at 125 V Rated value</li> </ul>	A	2
<ul style="list-style-type: none"> <li>• at DC-12 at 220 V Rated value</li> </ul>	A	1
<ul style="list-style-type: none"> <li>• at DC-12 at 600 V Rated value</li> </ul>	A	0.15
<ul style="list-style-type: none"> <li>• at DC-13 at 125 V Rated value</li> </ul>	A	0.9
<ul style="list-style-type: none"> <li>• at DC-13 at 220 V Rated value</li> </ul>	A	0.3
<ul style="list-style-type: none"> <li>• at DC-13 at 600 V Rated value</li> </ul>	A	0.1
<b>Operating current</b>		
<ul style="list-style-type: none"> <li>• at DC-12 <ul style="list-style-type: none"> <li>— at 60 V Rated value</li> <li>— at 110 V Rated value</li> </ul> </li> </ul>	A	6
	A	3
<ul style="list-style-type: none"> <li>• at DC-13 <ul style="list-style-type: none"> <li>— at 24 V Rated value</li> <li>— at 60 V Rated value</li> <li>— at 110 V Rated value</li> </ul> </li> </ul>	A	10
	A	2
	A	1
<b>Contact reliability of the auxiliary contacts</b>		1 faulty switching per 100 million (17 V, 1 mA)

### UL/CSA ratings:

<b>Full-load current (FLA) for three-phase AC motor</b>		
<ul style="list-style-type: none"> <li>• at 480 V Rated value</li> </ul>	A	7.6
<ul style="list-style-type: none"> <li>• at 600 V Rated value</li> </ul>	A	9
<b>yielded mechanical performance [hp]</b>		
<ul style="list-style-type: none"> <li>• for single-phase AC motor at 110/120 V Rated value</li> </ul>	metric hp	1
<ul style="list-style-type: none"> <li>• for single-phase AC motor at 230 V Rated value</li> </ul>	metric hp	1
<ul style="list-style-type: none"> <li>• for three-phase AC motor at 200/208 V Rated value</li> </ul>	metric hp	2
<ul style="list-style-type: none"> <li>• for three-phase AC motor at 220/230 V Rated value</li> </ul>	metric hp	3
<ul style="list-style-type: none"> <li>• for three-phase AC motor at 460/480 V Rated value</li> </ul>	metric hp	5
<ul style="list-style-type: none"> <li>• for three-phase AC motor at 575/600 V Rated value</li> </ul>	metric hp	7.5
<b>Contact rating of the auxiliary contacts acc. to UL</b>		A600 / Q600

### Short-circuit:

<b>Design of the fuse link</b>		
<ul style="list-style-type: none"> <li>• for short-circuit protection of the main circuit <ul style="list-style-type: none"> <li>— with type of assignment 1 required</li> <li>— with type of assignment 2 required</li> </ul> </li> </ul>		gL/gG LV HRC 3NA, DIAZED 5SB, NEOZED 5SE: 63 A gL/gG LV HRC 3NA, DIAZED 5SB, NEOZED 5SE: 25 A

- for short-circuit protection of the auxiliary switch required

fuse gL/gG: 10 A

#### Installation/ mounting/ dimensions:

<b>mounting position</b>		+/-180° rotation possible on vertical mounting surface; can be tilted forward and backward by +/- 22.5° on vertical mounting surface
<b>Mounting type</b>		screw and snap-on mounting onto 35 mm standard mounting rail according to DIN EN 50022
<ul style="list-style-type: none"> <li>• Side-by-side mounting</li> </ul>		Yes
<b>Height</b>	mm	85
<b>Width</b>	mm	45
<b>Depth</b>	mm	97
<b>Required spacing</b>		
<ul style="list-style-type: none"> <li>• with side-by-side mounting <ul style="list-style-type: none"> <li>— forwards</li> <li>— Backwards</li> <li>— upwards</li> <li>— downwards</li> <li>— at the side</li> </ul> </li> <li>• for grounded parts <ul style="list-style-type: none"> <li>— forwards</li> <li>— Backwards</li> <li>— upwards</li> <li>— at the side</li> <li>— downwards</li> </ul> </li> <li>• for live parts <ul style="list-style-type: none"> <li>— forwards</li> <li>— Backwards</li> <li>— upwards</li> <li>— downwards</li> <li>— at the side</li> </ul> </li> </ul>	mm	0 0 0 0 0  0 0 0 6 0  0 0 0 0 6

#### Connections/ Terminals:

<b>Type of electrical connection</b>		
<ul style="list-style-type: none"> <li>• for main current circuit</li> <li>• for auxiliary and control current circuit</li> </ul>		screw-type terminals screw-type terminals
<b>Type of connectable conductor cross-section</b>		
<ul style="list-style-type: none"> <li>• for main contacts <ul style="list-style-type: none"> <li>— single or multi-stranded</li> <li>— finely stranded with core end processing</li> </ul> </li> <li>• for AWG conductors for main contacts</li> <li>• for auxiliary contacts</li> </ul>		2x (1 ... 2,5 mm <sup>2</sup> ), 2x (2,5 ... 10 mm <sup>2</sup> ) 2x (1 ... 2.5 mm <sup>2</sup> ), 2x (2.5 ... 6 mm <sup>2</sup> ), 1x 10 mm <sup>2</sup> 2x (16 ... 12), 2x (14 ... 8)

— single or multi-stranded		2x (0,5 ... 1,5 mm <sup>2</sup> ), 2x (0,75 ... 2,5 mm <sup>2</sup> )
— finely stranded with core end processing		2x (0.5 ... 1.5 mm <sup>2</sup> ), 2x (0.75 ... 2.5 mm <sup>2</sup> )
• for AWG conductors for auxiliary contacts		2x (20 ... 16), 2x (18 ... 14)
<b>Apparent pick-up power of the magnet coil with AC</b>		
• at 50 Hz	V·A	65

#### Safety related data:

<b>B10 value with high demand rate acc. to SN 31920</b>		1 000 000
<b>Proportion of dangerous failures</b>		
• with low demand rate acc. to SN 31920	%	40
• with high demand rate acc. to SN 31920	%	73
<b>Failure rate [FIT] with low demand rate acc. to SN 31920</b>	FIT	100
<b>Product function Mirror contact acc. to IEC 60947-4-1</b>		Yes
<b>T1 value for proof test interval or service life acc. to IEC 61508</b>	y	20
<b>Protection against electrical shock</b>		finger-safe

#### Mechanical data:

<b>Size of contactor</b>		S0
--------------------------	--	----





#### Ambient conditions:

<b>Installation altitude at height above sea level maximum</b>	m	2 000
<b>Ambient temperature</b>		
• during operation	°C	-25 ... +60
• during storage	°C	-55 ... +80

#### Certificates/ approvals:

General Product Approval				Declaration of Conformity	Test Certificates
 CCC	 CSA		 UL	 EG-Konf.	<a href="#">Special Test Certificate</a>

Test Certificates	Shipping Approval				
<a href="#">Type Test Certificates/Test Report</a>	 ABS	 BUREAU VERITAS	 DNV	 GL	 LRS

Shipping Approval	other				
 PRS	 RINA	 RMRS	<a href="#">Environmental Confirmations</a>	 VDE	

#### Further information

**Information- and Downloadcenter (Catalogs, Brochures,...)**

<http://www.siemens.com/industrial-controls/catalogs>

**Industry Mall (Online ordering system)**

<http://www.siemens.com/industrymall>

**Cax online generator**

<http://support.automation.siemens.com/WW/CAXorder/default.aspx?lang=en&mfb=3RT20231AU00>

**Service&Support (Manuals, Certificates, Characteristics, FAQs,...)**

<http://support.automation.siemens.com/WW/view/en/3RT20231AU00/all>

**Image database (product images, 2D dimension drawings, 3D models, device circuit diagrams, EPLAN macros, ...)**

[http://www.automation.siemens.com/bilddb/cax\\_de.aspx?mfb=3RT20231AU00&lang=en](http://www.automation.siemens.com/bilddb/cax_de.aspx?mfb=3RT20231AU00&lang=en)

last modified:

11.03.2015