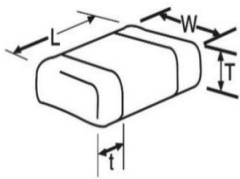


KAM15CT70J226KT Datasheet

(0603 6.3 V X7T 22uF ±10%)

Dimensions



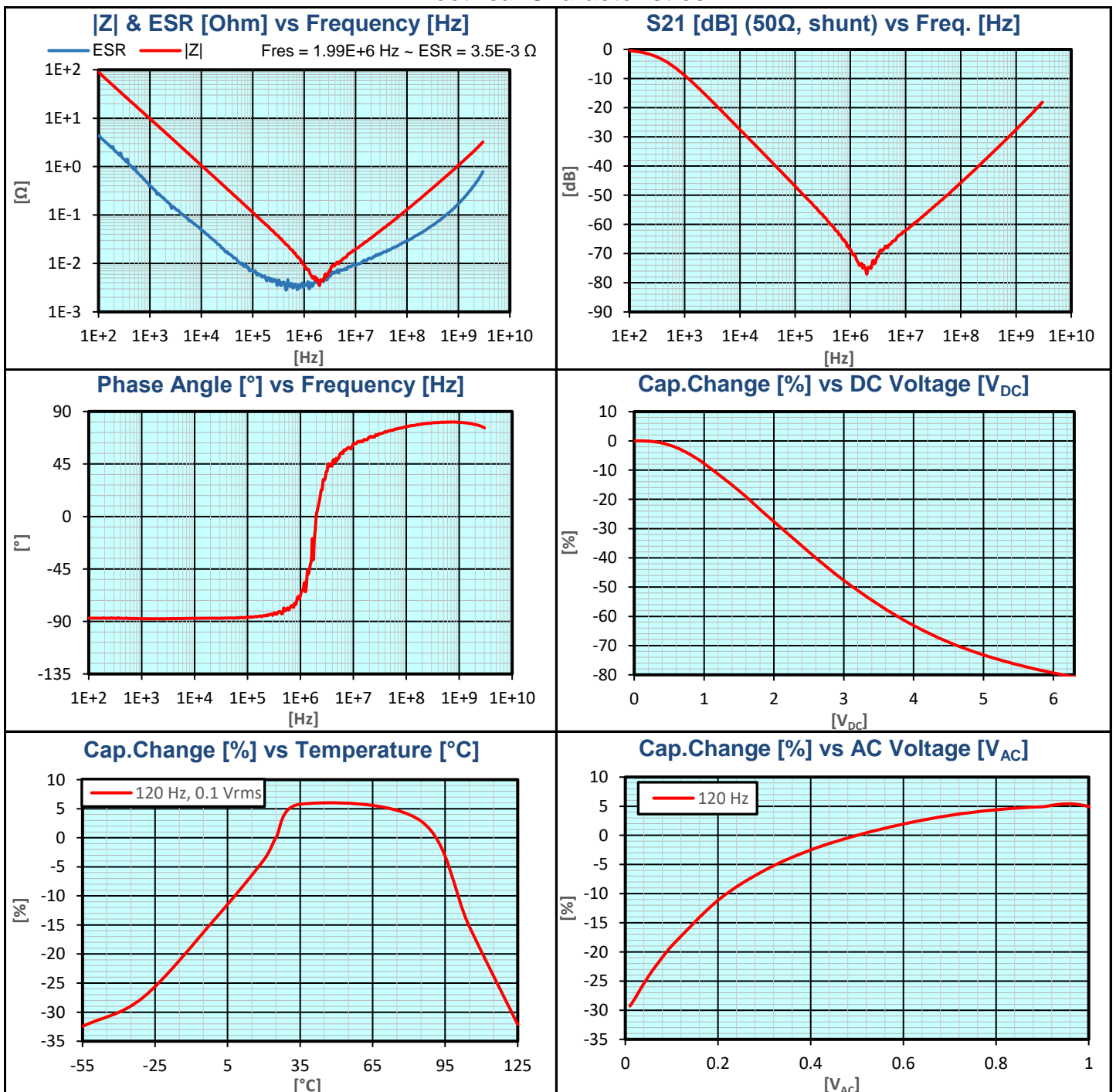
	millimetres	inches
L	1.6 ± 0.2	0.063 ± 0.008
W	0.8 ± 0.2	0.031 ± 0.008
T max.	1	0.039
t	0.4 ± 0.2	0.016 ± 0.008

Basic Specifications

Item	Unit	Spec.	Conditions
Capacitance	uF	19.8 to 24.2	@ 120 Hz, 0.5 Vrms
DF	%	12.5 max.	@ 120 Hz, 0.5 Vrms
IR	MΩ	2.2 min.	@ 6.3 Vdc, t = 60 s

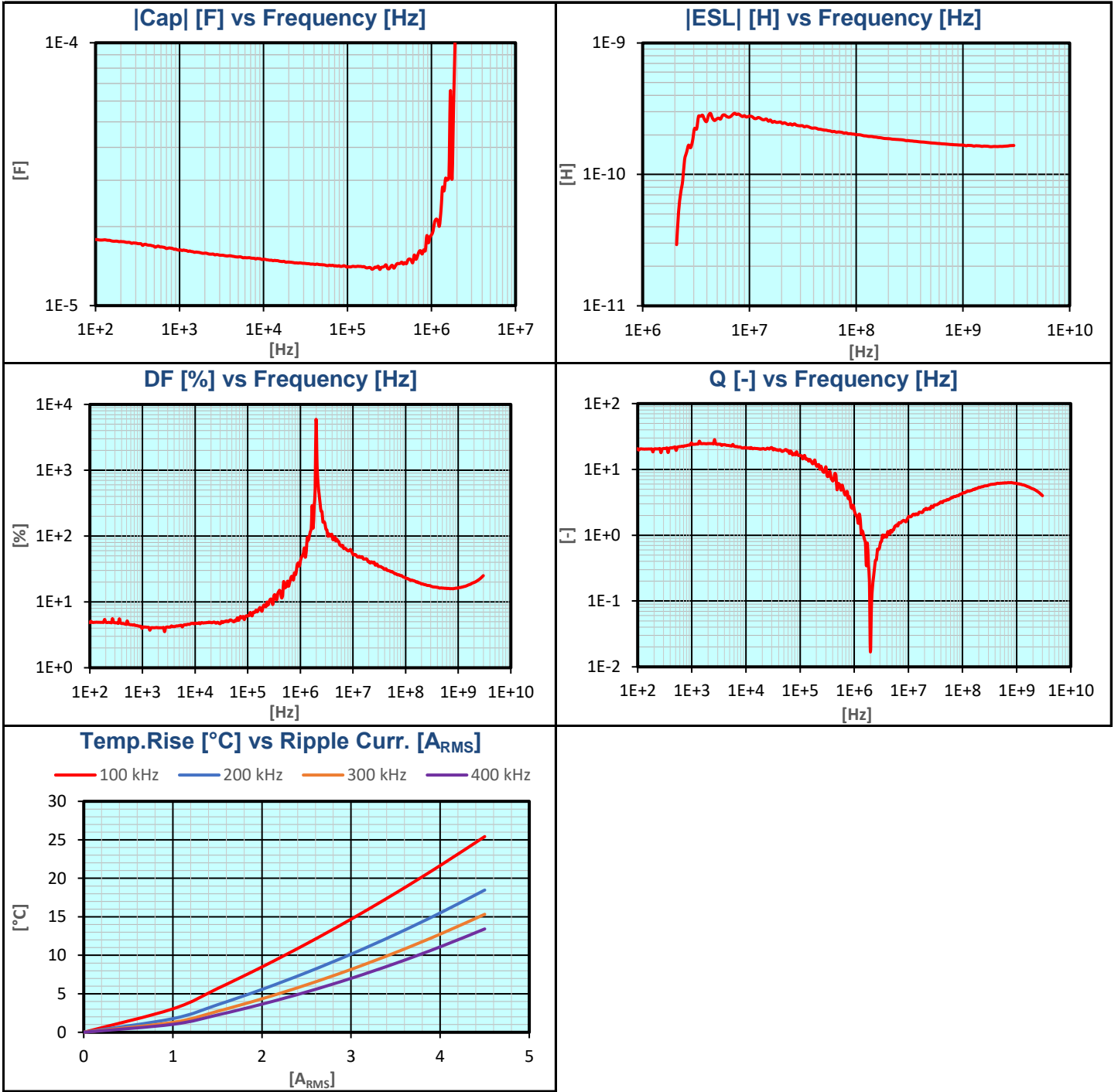
Operating Temperature	-55°C to +125°C
Dielectric	X7T
Product Level	AEC-Q200
RoHS Compliant	Yes
Termination	Sn

Electrical Characteristics



(0603 6.3 V X7T 22 μ F \pm 10%)

Electrical Characteristics



KAM15CT70J226KT Datasheet

(0603 6.3 V X7T 22uF ±10%)

Part Number Information

K		G		M		21		C		R5		1E		103		K		T		####	
Symbol:	Product Level:	Requirement:		Code:	EIA:	Thickness:	Dielectric:	Multiplier:	Base:	Capacitance:	Tolerance:	Packing:		Optional:							
KAVX	G General	M Standard		02	01005	See catalog for list of codes	CG C0G	0 1x	A 1	(2 significant digits + no of zeros)	A ± 0.05 pF	H	} Φ 180 (7 inch)*	See catalog for optional codes							
	A Automotive (AEC-Q200)	U Hi-Q (Special function)		03	0201		R5 X5R	1 10x	N 1.5		B ± 0.1 pF	T									
	M Medical	E ESD (Special function)		05	0402		S6 X6S	2 100x	D 2	Examples:	C ± 0.25 pF	U									
		L Low inductance reverse Geometry		15	0603		T6 X6T	3 1000x	E 2.5	100 = 10 pF	D ± 0.5 pF	Y	} Φ 330 (13 inch)*								
		A Low Inductance LGA		21	0805		R7 X7R		U 3	102 = 1000 pF	F ± 1 %	V									
		F Flexiterm (Special function/structure)		31	1206		S7 X7S		V 3.5	224 = 220 nF	G ± 2 %	M									
		S Flexisafe (Special function/structure)		32	1210		T7 X7T		G 4	105 = 1 μF	D ± 5 %	L									
		G Gold Termination (Special Structure)		42	1808		R8 X8R		H 5		J ± 5 %	N									
		C IDC (Special structure)		43	1812		L8 X8L		J 6.3		K ± 10 %	K									
		Q Ultra Low ESR		44	1825		G8 X8G				M ± 20 %	S									
				55	2220		V5 Y5V					X	Waffle pack								
				56	2225																
				91	3640																

Note:
* See catalog for more information.

NOTICE: Specifications are subject to change without notice. All statements, information and data given herein are believed to be accurate and reliable, but are presented without guarantee or responsibility of any kind, expressed or implied. Specifications are typical and may not apply to all applications.