

## Position sensors SRBS

**FESTO**




Festo core product range  
Covers 80% of your automation tasks

Worldwide:  
Superb:  
Easy:

Always in stock  
Festo quality at an attractive price  
Reduces procurement and storing complexity

★ Generally ready for shipping ex works in 24 hours  
Held in stock in 13 service centres worldwide  
More than 2200 product  
★ Generally ready for shipping ex works in 5 days  
Assembled for you in 4 service centres worldwide  
Up to 6 x 10<sup>12</sup> variants per product series



# Position sensors SRBS

Key features, product range overview

## General

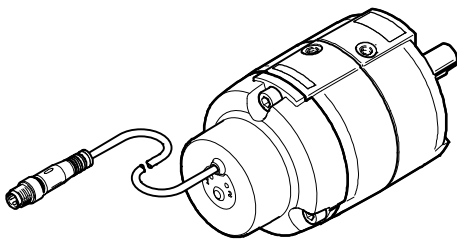
The SRBS-Q1/Q12 is used to detect rotation of the shaft for rotary drives DRVS and DSM. Sensing is

performed magnetically and without contact. Two binary switching points are output.

- The sensor can be quickly assembled without having to manually search for switching points
- Simple and reliable operation using just one pushbutton directly on the device
- No need for a connecting cable as there are 2 switching points in a device
- PNP/NPN and NO/NC freely programmable, reducing warehousing
- Sturdy, non-contacting and enclosed position detection with long service life

## Switching output

DRVS-25- ... with SRBS-Q12-25- ...



- 2 switching outputs 24 V
- Electronic teach-in of switching points at the push of a button
- PNP/NPN programmable
- NO/NC programmable
- Sensing range: > 270°

Repetition accuracy  $\leq 0.1$  mm



Note

Sensors that detect magnetic fields, such as position sensors SRBS, must not be secured onto the drive using mountings made from ferrous materials, as this can lead to malfunction.

## Product range overview

Version	Type	Suitable for rotary drives	Special characteristics	Sensing range [deg]	Switching output	→ Page/Internet
Position sensor	SRBS-Q12-6-E270-EP-1-S-M8	DSM 6, DRVS 6	Oil-resistant	> 270	2x PNP or 2x NPN Switchable	4
	SRBS-Q12-8-E270-EP-1-S-M8	DSM 8, DRVS 8				
	SRBS-Q1-10-E270-EP-1-S-M8	DSM 10				
	SRBS-Q12-12-E270-EP-1-S-M8	DRVS 12				
	SRBS-Q12-16-E270-EP-1-S-M8	DRVS 16				
	SRBS-Q12-25-E270-EP-1-S-M8	DRVS 25				
	SRBS-Q12-32-E270-EP-1-S-M8	DRVS-32				
	SRBS-Q12-40-E270-EP-1-S-M8	DRVS 40				

# Position sensors SRBS

Type codes

SRBS - Q12 - [ ] - E - 270 - EP - 1 - S - M8

Type	
SRBS	Position sensor

Designation	
Q1	Version Q1
Q12	Version Q12

Size	
6	6
8	8
10	10
12	12
16	16
25	25
32	32
40	40
63	63

Display type	
E	LED

Measuring range	
270	0 ... 270

Sensor principle	
EP	Non-contacting, programmable switching function

Nominal operating voltage	
1	24 V DC

Electrical output	
S	PNP or NPN

Electrical connection	
M8	M8 plug connector

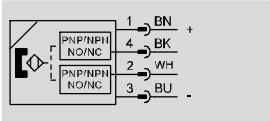
# Position sensors SRBS

Technical data

FESTO

Function

Normal operation



General technical data	
Design	Round
Type of mounting	Screw-clamped
Mounting position	Any
Certification	RCM trademark c UL us - listed (OL)
KC marking	KC-EMC
Special characteristics	Oil resistant
Degree of protection	IP65 IP68
Protection class	III
Based on standard	EN 60947-5-2
CE marking (see declaration of conformity)	To EU EMC Directive
Note on materials	Halogen-free, RoHS-compliant
Corrosion resistance class CRC <sup>1)</sup>	2

1) Corrosion resistance class CRC 2 to Festo standard FN 940070  
Moderate corrosion stress. Internal applications in which condensation may occur. External visible parts with primarily decorative surface requirements which are in direct contact with the surrounding industrial environment.

Input signal/measuring element	
Measuring principle	Magnetic Hall
Measured variable	Rotation angle
Sensing range [deg]	> 270
Ambient temperature [°C]	-20 ... 70
Ambient temperature with flexible cable installation [°C]	-20 ... 70

Signal processing	
Typical sampling interval [ms]	3

Output, additional data	
Protection against short circuit	Yes
Overload protection	Yes

# Position sensors SRBS

Technical data

Electronics		
Operating voltage range	[V DC]	10 ... 30
Rated operating voltage	[V DC]	24
Protection against incorrect polarity		For all electrical connections
Switching output		2 x PNP or 2 x NPN, switchable
Switching element function		N/C or N/O contact, switchable
Switching point reproducibility	[°]	≤ 1
Residual ripple	[%]	10
Switch-on time	[ms]	< 4
Switch-off time	[ms]	< 4
Max. switching frequency	[Hz]	125
Max. output current	[mA]	50
Max. switching capacity DC	[W]	1.5
Voltage drop	[V]	< 1

Electromechanical components		
Electrical connection		4-pin, cable with plug connector, rotatable thread M8
Connection outlet direction		In-line
Cable properties		Energy chain + robot
Cable test conditions		Bending strength: according to Festo standard
		Energy chain: 5 million cycles, bending radius 28 mm
		Torsional strength: > 300,000 cycles, ±270°/0.1 m
Cable length	[m]	0.3

Display/operation	
Setting options	Pushbutton
Switching status display	Yellow LED

Materials	
Housing	Nickel-plated brass
	Reinforced PA
	Polyester
Union nut	Nickel-plated brass
Cable sheath, grey	TPE-U(PUR)
Foil	Polyester
Pin contacts	Gold-plated copper alloy

# Position sensors SRBS

Technical data



**Dimensions** Download CAD data → [www.festo.com](http://www.festo.com)

SRBS-Q12- ... -E270-EP-1-S-M8 (DRVS-6/8)

1 Screw:  
Size 6 – M2x6 (4x)  
Size 8 – M2.5x5 (4x)

Type	D1 Ø	D2	D3 Ø	L1	L2	L3	≈ 1
SRBS-Q12-6- ...	29.4	M8x1	9.6	300	41.1	25.4	1.5
SRBS-Q12-8- ...	32					27.4	2

**Dimensions** Download CAD data → [www.festo.com](http://www.festo.com)

SRBS-Q12- ... -E270-EP-1-S-M8 (DRVS-12/16/25)

1 Screw:  
Size 12 – M4x10 (3x)  
Size 16 – M5x12 (3x)  
Size 25 – M5x12 (3x)

Type	D1 Ø	D2	D3 Ø	L1	L2	L3	≈ 1
SRBS-Q12-12- ...	44.6	M8x1	9.6	300	41.1	29.4	3
SRBS-Q12-16- ...	51.6					33.9	4
SRBS-Q12-25- ...	64.5					36	4

**Dimensions** Download CAD data → [www.festo.com](http://www.festo.com)

SRBS-Q12- ... -E270-EP-1-S-M8 (DRVS-32/40)

1 Screw:  
Size 32 – M6x12 (4x)  
Size 40 – M8x16 (4x)

Type	D1 Ø	D2	D3 Ø	L1	L2	L3	≈ 1
SRBS-Q12-32- ...	81.3	M8x1	9.6	300	41.1	38.9	5
SRBS-Q12-40- ...	98.3					40.4	6

# Position sensors SRBS

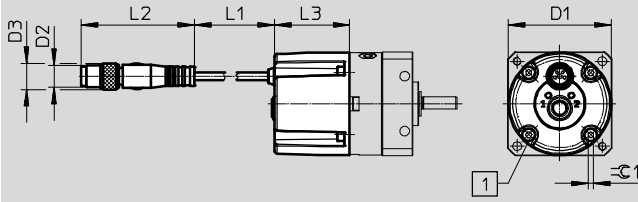
Technical data

FESTO

## Dimensions

Download CAD data → [www.festo.com](http://www.festo.com)

SRBS-Q...-E270-EP-1-S-M8 (DSM-6/8/10)



- 1 Screw:  
 Size 6 – M2x6  
 Size 8 – M2.5x5  
 Size 10 – M3x6

Type	D1 Ø	D2	D3 Ø	L1	L2	L3	±C 1
SRBS-Q12-6- ...	29.4	M8x1	9.6	300	41.1	25.4	1.5
SRBS-Q12-8- ...	32					27.4	2
SRBS-Q1-10- ...	46.4					29.8	2.5

## ★ Core product range

Ordering data		Weight [g]	Part No.	Type
	For rotary drives			
	DSM 6, DRVS 6	25	★ 2619969	SRBS-Q12-6-E270-EP-1-S-M8
	DSM 8, DRVS 8	30	★ 2619972	SRBS-Q12-8-E270-EP-1-S-M8
	DSM 10	35	★ 2412001	SRBS-Q1-10-E270-EP-1-S-M8
	DRVS 12	42	★ 2393546	SRBS-Q12-12-E270-EP-1-S-M8
	DRVS 16	55	★ 2393547	SRBS-Q12-16-E270-EP-1-S-M8
	DRVS 25	60	★ 2393548	SRBS-Q12-25-E270-EP-1-S-M8
	DRVS-32	81	★ 2393549	SRBS-Q12-32-E270-EP-1-S-M8
DRVS 40	120	★ 2393550	SRBS-Q12-40-E270-EP-1-S-M8	

## Accessories – Connecting cables

Accessories – Connecting cables		Cable length [m]	Part No.	Type
	Socket, 4-pin, M8 – open cable end	2.5	541342	NEBU-M8G4-K-2.5-LE4
		5	541343	NEBU-M8G4-K-5-LE4
	Socket, 4-pin, M8 – plug, 4-pin, M8	2.5	554035	NEBU-M8G4-K-2.5-M8G4

Festo core product range

- ★ Generally ready for shipping ex works in 24 hours
- ☆ Generally ready for shipping ex works in 5 days