


IEC Appliance Outlet J, Snap-in/Screw-on Mounting, Front Side, Solder or Quick-connect Terminal

V-Lock



Screw-On Version



70 °C

**Description**

- Panel Mount:
Snap-in or screw-on mounting, from front side
- 1 Function:
Connector, Pin temperature 70 °C Protection class I
- Solder terminals or quick connect terminals

Approvals

- UL File Number: E103791

Characteristics

- Qualified for use in equipment according IEC/EN 60950

Other versions on request

- Other panel thickness
- For protection class II
- Types for enhanced glow wire test requirements acc. IEC 60695-2-12 and -13 for the use in unattended household equipment acc. IEC 60335-1
- Variant with notch for V-Lock mating Cordsets

References

Substitute for type 0723; 5213; 5216

Weblinks

[pdf-datasheet](#), [html-datasheet](#), [General Product Information](#), [Approvals](#), [CE declaration of conformity](#), [RoHS](#), [CHINA-RoHS](#), [Mating Connectors](#), [e-Shop](#), [SCHURTER-Stock-Check](#), [Distributor-Stock-Check](#), [CAD-Drawings](#), [Accessories](#), [Wire Harness](#), [Detailed request for product](#)

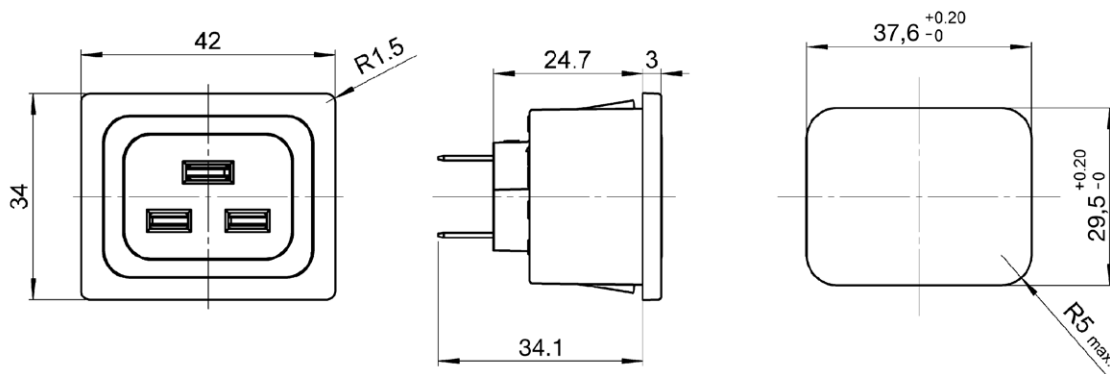
Newly available variants corresponding to V-Lock mating cordset. The connector is equipped with a notch intended for use with the latching cordset. The cord latching system prevents against accidental removal of the cordset.

Technical Data

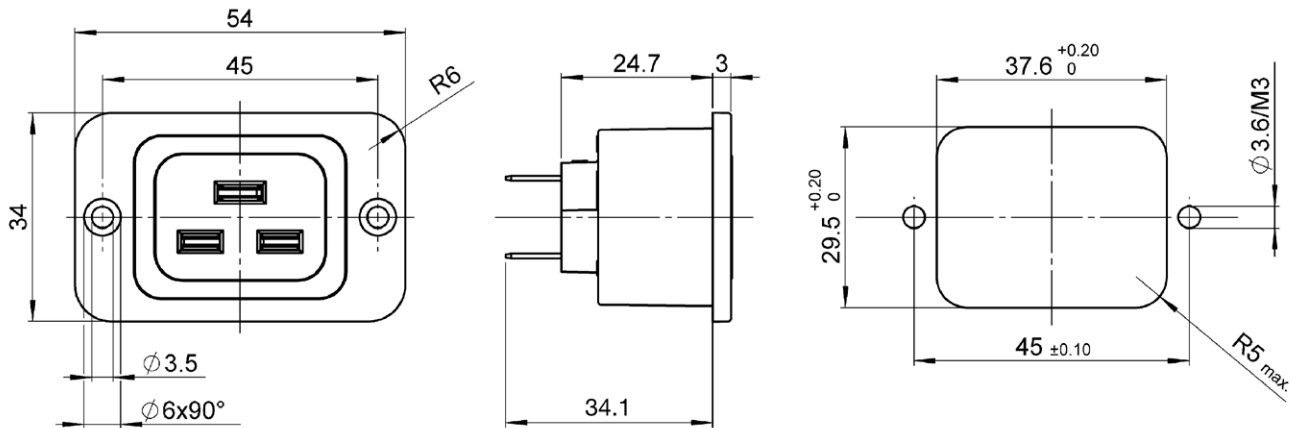
Ratings IEC	16A / 250VAC; 50Hz	Appliance Outlet	J acc. to IEC 60320
Ratings UL/CSA	20A / 250VAC; 60Hz		UL 498, CSA C22.2 no. 42 (for cold conditions) pin-temperature 70 °C, 16A, Protection Class I
Dielectric Strength	> 2.5 kVAC between L-N > 3 kVAC between L/N-PE (1 min/50 Hz)		
Allowable Operation Temp.	-25 °C to 70 °C		
Protection Class	Suitable for appliances with protection class I or II acc. to IEC 61140		
Terminal	Solder terminals or quick connect terminals		
Panel Thickness s	Screw: max 8 mm Mounting screw torque max 0.5 Nm Snap-in: 0.8 mm to 3 mm		
Material: Housing	Thermoplastic, black, UL 94V-0		

Dimensions

Snap-in mounting from front side



Screw-on mounting from front side


**Variants**

Panel mounting	Panel Thickness s [mm]	Terminal	Protection Class	Order Number
Screw	-	Quick connect terminals 6.3 x 0.8 mm	I	4797.0000
Screw	-	Quick connect terminals 6.3 x 0.8 mm	I	4797.0000.01
Screw	-	Solder terminals	I	4797.3000
Snap-in	1	Quick connect terminals 6.3 x 0.8 mm	I	4797.0010
Snap-in	1.2	Quick connect terminals 6.3 x 0.8 mm	I	4797.0012
Snap-in	1.5	Quick connect terminals 6.3 x 0.8 mm	I	4797.0015
Snap-in	1.5	Quick connect terminals 6.3 x 0.8 mm	I	4797.0015.01
Snap-in	2	Quick connect terminals 6.3 x 0.8 mm	I	4797.0020
Snap-in	2.5	Quick connect terminals 6.3 x 0.8 mm	I	4797.0025
Snap-in	3	Quick connect terminals 6.3 x 0.8 mm	I	4797.0030
Snap-in	1	Solder terminals	I	4797.3010
Snap-in	1.2	Solder terminals	I	4797.3012
Snap-in	1.5	Solder terminals	I	4797.3015
Snap-in	1.5	Solder terminals	I	4797.3015.01
Snap-in	2	Solder terminals	I	4797.3020
Snap-in	2.5	Solder terminals	I	4797.3025
Snap-in	3	Solder terminals	I	4797.3030

Panel mounting	Panel Thickness s [mm]	Terminal	Protection Class	Order Number
<p>Suffix ".01" corresponds to the version with V-Lock mating cordset. The connector is equipped with a notch intended for use with the latching cordset. The cord latching system prevents against accidental removal of the cordset.</p> <p>Articles for enhanced glow wire test requirements acc. IEC 60695-2-12 and -13 can be ordered with ending ".15" (xxx.xxx.15). They are suitable for the use in unattended household equipment acc. IEC 60335-1.</p>				
Packaging unit	50 Pcs			

Accessories

Description



Assorted Covers
Rear Cover



Wire Harness
Wire harness for SCHURTER products



Cord retaining kits
Cord retaining strain relief

Mating Inlets/Plugs

Category / Description

Plug Overview complete



IEC Plug I, Cord Connector (Rewireable), Straight	0106
IEC Plug I, Cord Connector (Rewireable), Angled	1611
IEC Plug I, Cord Connector (Rewireable), Straight	1612
IEC Plug I, Cord Connector (Rewireable), Angled	4789
IEC Plug I, Cord Connector (Rewireable), Straight	4796

[Plug further types to 4797](#)