



Figure similar

CIRCUIT BREAKER 3VA2 IEC FRAME 400 BREAKING CAPACITY CLASS M ICU=55KA @ 415 V 3-POLE, LINE PROTECTION ETU330, LIG, IN=250A OVERLOAD PROTECTION IR=100A ...250A SHORT CIRCUIT PROTECTION II=1,5...12 X IN GROUND-FAULT-PROTECTION IG=0,2... 1 X IN, TG=0,1/0,3MS BUSBAR CONNECTION

Model		
product brand name		SENTRON
Product designation		Molded case circuit breaker
Design of the product		Line protection
Product variations		Selective Applications
Ground fault monitoring version		Summation current formation L-conductor
Design of the auxiliary release		without auxiliary release
Design of the auxiliary switch		Without
Design of the operating mechanism		toggle handle
Type of the driving mechanism / motor drive		No
Design of the overcurrent release		ETU330
General technical data		
Number of poles		3
Trip class / of the L-trip / with I <sup>2</sup> t characteristic / initial value		0.5
Trip class / of the L-trip / with I <sup>2</sup> t characteristic / Full-scale value		17
Electrical endurance (switching cycles)		6 000
• at AC-1 / at 380/415 V / at 50/60 Hz		
Total disconnection time / for G-tripping / with standard characteristic / initial value	s	0.1
Total disconnection time / for G-tripping / with standard characteristic / Full-scale value	s	0.3
circuit-breaker / Design		3VA
Mechanical service life (switching cycles) / typical		15 000

Voltage		
Insulation voltage / Rated value	V	800
Protection class		
<b>Protection class IP</b>		IP40
Protection class IP / on the front		IP40
<b>Protective function of the overcurrent release</b>		LIG
Switching capacity		
<b>Switching capacity class of the circuit breaker</b>		M
Dissipation		
<b>Active power loss</b>		
• maximum	W	27
Electricity		
<b>Continuous current / Rated value / maximum</b>	A	400
Continuous current / Rated value	A	250
Adjustable response value current / of the instantaneous short-circuit release / initial value	A	1.5
Main circuit		
<b>Operating voltage</b>		
• with AC / at 50/60 Hz / Rated value	V	690
<b>Operating current</b>		
• at 40 °C / Rated value	A	250
• at 50 °C / Rated value	A	250
• at 60 °C / Rated value	A	237.5
• at 65 °C / Rated value	A	230
• at 70 °C / Rated value	A	220
Auxiliary circuit		
<b>Number of NC contacts / for auxiliary contacts</b>		0
<b>Number of NO contacts / for auxiliary contacts</b>		0
Suitability		
<b>Suitability for use</b>		system protection
Adjustable parameters		
<b>Adjustable response value current</b>		
• for G-tripping / with standard characteristic / initial value	A	0.2
• for G-tripping / with standard characteristic / Full-scale value	A	1
• of I-trip / Full-scale value	A	12
• for N-conductor protection / initial value	A	0
• for N-conductor protection / Full-scale value	A	0

Adjustable response value current / of the current-dependent overload release / initial value	A	0.4
---	---	-----

#### Product details

<b>Product component</b>		
• Trip indicator		No
• display		No
• undervoltage release		No
<b>Product property</b>		
• of the circuit breaker with tripping unit / Tripping characteristic adjustable		No
• for neutral conductors / upgradeable/retrofitable / Short-circuit and overload proof		No
Product expansion / optional / motor drive		Yes

#### Product function

<b>Product function</b>		
• Intrinsic device protection		Yes
• communication function		No
• Phase failure detection		No
• other measurement function		No

#### Accessories

Manufacturer article number / of the supplied basic switch		<a href="#">3VA2325-5HM32-0AA0</a>
--	--	------------------------------------

#### Short circuit

<b>Operational short-circuit current breaking capacity (Ics)</b>		
• at 240 V / Rated value	kA	85
• at 415 V / Rated value	kA	55
• at 690 V / Rated value	kA	5
<b>Maximum short-circuit current breaking capacity (Icu)</b>		
• at 240 V / Rated value	kA	85
• at 415 V / Rated value	kA	55
• at 690 V / Rated value	kA	5
<b>Short-circuit current making capacity (Icm)</b>		
• at 240 V / Rated value	kA	187
• at 415 V / Rated value	kA	121
• at 690 V / Rated value	kA	7.5

#### Connections

Arrangement of electrical connectors / for main current circuit		Front terminal
Type of connectable conductor cross-section		

• for flat-bar terminal connection / minimum		20 x 1
• for flat-bar terminal connection / maximum		35 x 10
Type of electrical connection / for main current circuit		Lug terminal

### Mechanical Design

Height	mm	248
Width	mm	138
Depth	mm	137
Mounting type		fixed mounting

### Environmental conditions

<b>Ambient temperature</b>		
• during operation / minimum	°C	-25
• during operation / maximum	°C	70
• during storage / minimum	°C	-40
• during storage / maximum	°C	80

### Certificates

<b>Equipment marking</b>		
• acc. to DIN EN 61346-2		Q
• acc. to DIN EN 81346-2		Q

<b>General Product Approval</b>	<b>EMC</b>	<b>Declaration of Conformity</b>	<b>other</b>
---------------------------------	------------	----------------------------------	--------------



[other](#)



[other](#)

### Further information

**Information- and Downloadcenter (Catalogs, Brochures,...)**

<http://www.siemens.com/lowvoltage/catalogs>

**Industry Mall (Online ordering system)**

<https://eb.automation.siemens.com/mall/en/WW/Catalog/Product/3VA23255HM320AA0>

**Service&Support (Manuals, Certificates, Characteristics, FAQs,...)**

<http://support.automation.siemens.com/WW/view/en/3VA23255HM320AA0/all>

**Image database (product images, 2D dimension drawings, 3D models, device circuit diagrams, ...)**

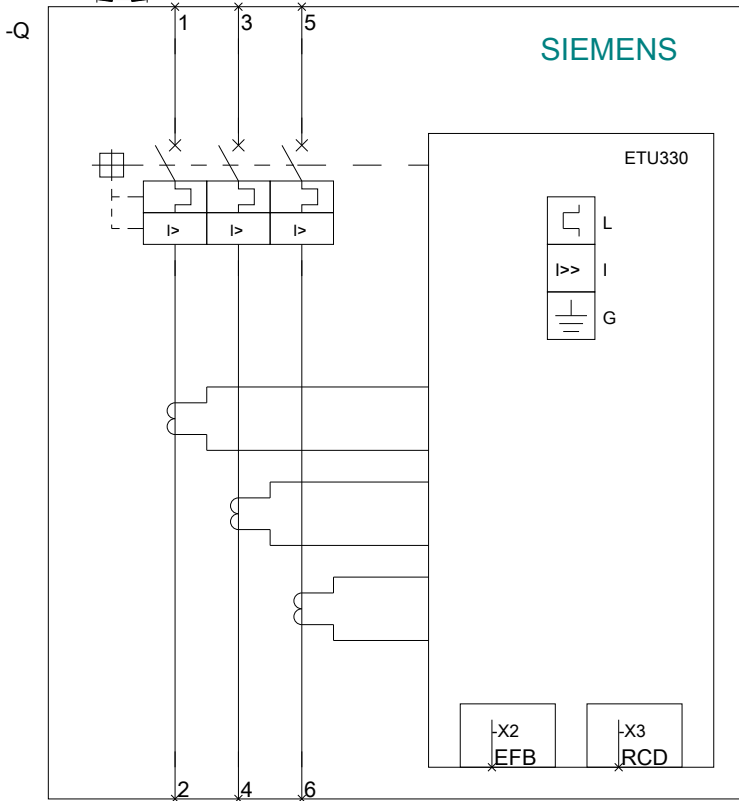
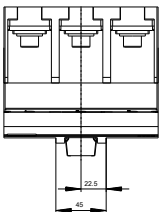
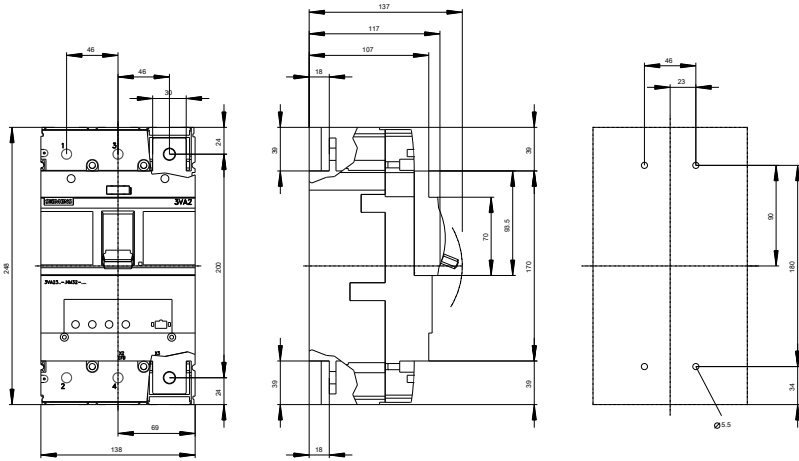
[http://www.automation.siemens.com/bilddb/cax\\_en.aspx?mlfb=3VA23255HM320AA0](http://www.automation.siemens.com/bilddb/cax_en.aspx?mlfb=3VA23255HM320AA0)

**CAX-Online-Generator**

<http://www.siemens.com/cax>

**Tender specifications**

<http://ausschreibungstexte.siemens.com/tiplv>



**last modified:**

11.03.2015