



*Schroff*

# FRONT PANELS

Cabinets ..... 1

Wall mounted cases ..... 2

Accessories for cabinets and wall mounted cases . 3

Climate control . 4

Electronics cases ..... 5

Subracks/ 19" chassis .... 6

Front panels, plug-in units ... 7

Systems ..... 8

Power supply units ..... 9

Backplanes ... 10

Connectors, front panel component system ..... 11

Appendix ..... 12



04292001

Standards

- IEC 60297-3-101/IEEE 1101.1/10



ServicePLUS


- e.g. individual colouring
- e.g. customised cut-outs
- e.g. printing
- e.g. mounting service
- e.g. special dimensions

[www.frontpanelexpress.eu](http://www.frontpanelexpress.eu)


30407004



**FRONT PANEL EXPRESS**



32304003



04210001 044603009

## Front panels

Overview ..... 7.2

### Front panels for fitting in subracks, cases and systems

- Extensive standard range with various finishes and materials (aluminium or stainless steel)
- Front Panel Express:  
Fast delivery service of customised versions (from 2 days)
- EMC shielding retrofittable



04292001

#### Front panels, unshielded

- Aluminium, clear anodised
- Aluminium, clear pre-anodised, cut edge untreated
- Aluminium, front anodised, rear iridescent green chromated
- Other finishes on request



04600006

#### Front panels shieldable, flat

- With lateral grooves to fit EMC gaskets (stainless steel)
- Compatible with the shielded U profile version



04602004

#### Front panels, shieldable, U profile

- With lateral groove to fix a textile self-adhesive EMC gasket
- Compatible with the shielded flat version
- High robustness through U profile



04295001 04295002

#### Further front panels

- Hinged/folding front panels
- Front panels with GND/earthing
- Mezzanine front panels
- AdvancedTCA front panels
- MicroTCA front panels
- AdvancedMC front panels

#### Front panels

Unshielded ..... 7.4  
 Shieldable ..... 7.5  
 EMC stainless steel gaskets .... 7.6  
 Assembly tool .... 7.6

#### Front panels

Shieldable (U profile) ..... 7.7  
 EMC textile gasket ..... 7.6

#### Further front panels

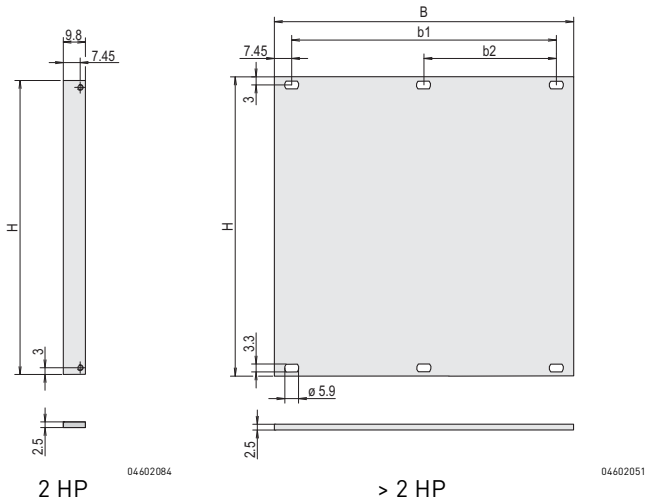
Hinged ..... 7.8  
 Hinged, shielded . 7.9  
 For D-Sub connectors ..... 7.10  
 For Coax connectors ..... 7.11  
 3 U with GND/earthing ..... 7.11  
 Mezzanine front panels ..... 7.12

#### Assembly kit ..... 7.107

AdvancedTCA front panels ..... 8.12  
 MicroTCA front panels ..... 8.65  
 AdvancedMC front panels ..... 8.60

## Front panels

### Front panels, unshielded



- Front panel, Al, 2.5 mm
- Versions:
  - Al, anodised
  - Al, anodised, cut edges plain
  - Al, front anodised, rear iridescent green chromated

#### Note

- Other sizes and finishes available on request
- Please order fixing material separately, see chapter Assembly parts, page 7.107

### Order Information

Height H	Width	B	b1	b2	Qty	Anodised, cut edges plain	Anodised	Front anodised, rear colorless chromated	
U	mm	HP	mm	mm	1)	Part no.	Part no.	Part no.	
1	39.5	84	426.4	411.5	203.2	1	-	-	20850-426
2	84.0	84	426.4	411.5	203.2	1	30818-271	30807-416	30847-461
3	128.4	2	9.8	-	-	1 (SPQ 5) <sup>1)</sup>	30810-433	30810-432	30847-470
3	128.4	3	14.9	-	-	1 (SPQ 5) <sup>1)</sup>	30818-272	30807-508	30847-471
3	128.4	4	20.0	-	-	1 (SPQ 5) <sup>1)</sup>	30818-273	30807-481	30838-043
3	128.4	5	25.0	-	-	1 (SPQ 5) <sup>1)</sup>	30818-274	30807-510	30838-044
3	128.4	6	30.1	-	-	1 (SPQ 5) <sup>1)</sup>	30818-275	30807-482	30838-045
3	128.4	7	35.2	-	-	1 (SPQ 5) <sup>1)</sup>	30818-276	30807-509	30838-046
3	128.4	8	40.3	25.4 <sup>2)</sup>	-	1 (SPQ 5) <sup>1)</sup>	30818-277	30807-484	30838-047
3	128.4	10	50.5	35.6	-	1 (SPQ 5) <sup>1)</sup>	30818-279	30807-483	30838-049
3	128.4	12	60.6	45.7	-	1 (SPQ 5) <sup>1)</sup>	30818-281	30807-485	30838-051
3	128.4	14	70.8	55.9	-	1 (SPQ 5) <sup>1)</sup>	30818-282	30807-501	30838-053
3	128.4	21	106.3	91.4	-	1 (SPQ 5) <sup>1)</sup>	30818-289	30807-487	30838-060
3	128.4	28	141.9	127.0	-	1 (SPQ 5) <sup>1)</sup>	30818-296	30807-496	30838-067
3	128.4	42	213.0	198.1	101.6 <sup>2)</sup>	1	30818-310	30807-494	30838-081
3	128.4	63	319.7	304.8	157.5	1	30818-331	30808-067	30838-102
3	128.4	84	426.4	411.5	203.2	1	30818-352	30807-506	30838-123
4	172.9	84	426.4	411.5	203.2	1	30818-434	30807-596	30847-465
6	261.8	2	9.8	-	-	1 (SPQ 5) <sup>1)</sup>	30818-747	30818-741	30847-472
6	261.8	4	20.0	-	-	1 (SPQ 5) <sup>1)</sup>	30818-518	30807-778	30838-124
6	261.8	5	25.0	-	-	1 (SPQ 5) <sup>1)</sup>	30818-519	30807-777	30838-125
6	261.8	6	30.1	-	-	1 (SPQ 5) <sup>1)</sup>	30818-520	30807-752	30838-126
6	261.8	7	35.2	-	-	1 (SPQ 5) <sup>1)</sup>	30818-521	-	30838-127
6	261.8	8	40.3	25.4 <sup>2)</sup>	-	1 (SPQ 5) <sup>1)</sup>	30818-522	30807-779	30838-128
6	261.8	10	50.5	35.6	-	1 (SPQ 5) <sup>1)</sup>	30818-524	30807-753	30838-130
6	261.8	12	60.6	45.7	-	1 (SPQ 5) <sup>1)</sup>	30818-526	30807-755	30838-132
6	261.8	14	70.8	55.9	-	1 (SPQ 5) <sup>1)</sup>	30818-528	30807-758	30838-134
6	261.8	16	80.9	66.0	-	1 (SPQ 5) <sup>1)</sup>	30818-530	30807-780	30838-136
6	261.8	21	106.3	91.4	-	1 (SPQ 5) <sup>1)</sup>	30818-535	30807-757	30838-141
6	261.8	28	141.9	127.0	-	1 (SPQ 5) <sup>1)</sup>	30818-542	30807-766	30838-148
6	261.8	42	213.0	198.1	101.6 <sup>2)</sup>	1	30818-556	30807-764	30838-162
6	261.8	63	319.7	304.8	157.5	1	30818-577	30807-771	30838-183
6	261.8	84	426.4	411.5	203.2	1	30818-598	30807-776	30838-204
9	395.1	84	426.4	411.5	203.2	1	-	-	30847-556

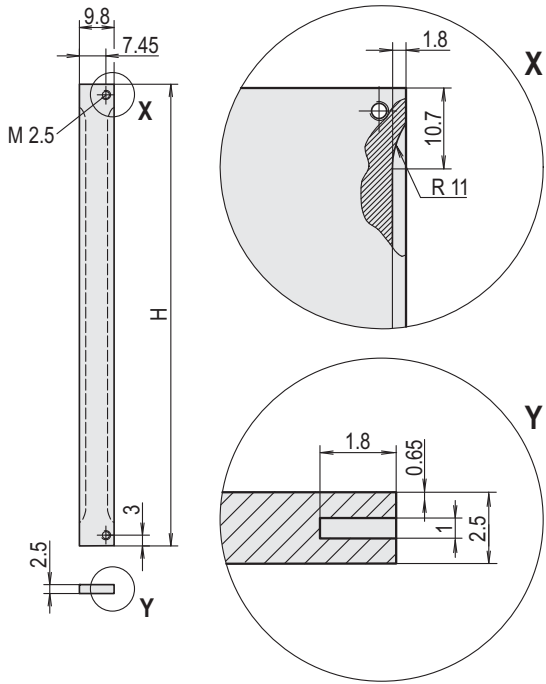
1) SPQ (standard pack quantity): Part number includes 1 piece, but delivery is exclusively made in standard pack quantity (SPQ); please order at least the SPQ quantity or a multiple

2) This dimension is only available for "front anodised, rear iridescent green chromated" version

- Please order fixing material (sleeves, collar screws) separately, see page 7.107

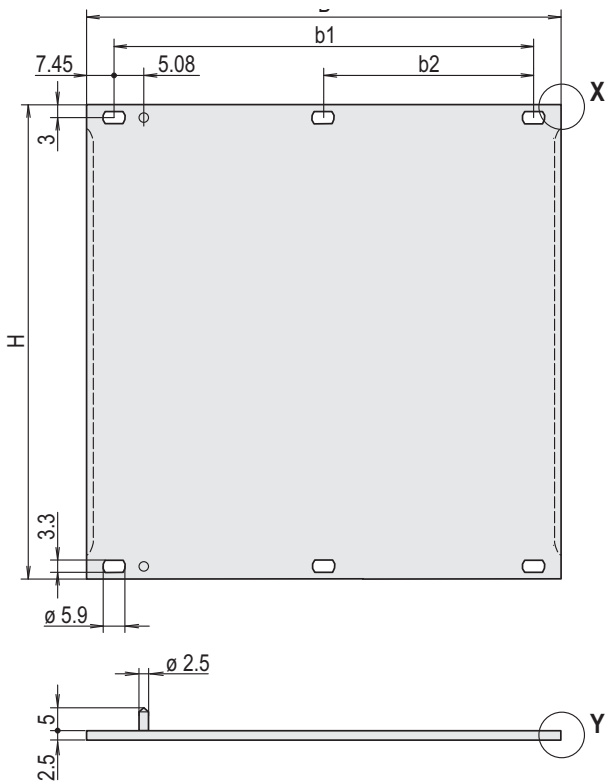
# Front panels

## Front panels, shieldable



2 HP

04602052



> 2 HP

04608154

- Front panel, Al, 2.5 mm, front anodised, rear iridescent green chromated, 2 alignment pins pressed-in, stainless steel
- Shielding with stainless steel EMC gasket

**Order Information**

Height U	H mm	Width B HP	b1 mm	b2 mm	Align-ment pin	Qty	Part no.
2	84	84	426.4	411.5	203.2	-	1 <b>30846-588</b>
3	128.4	2	9.8	-	-	-	1 (SPQ 5) <sup>1)</sup> <b>30846-864</b>
3	128.4	3	14.9	-	-	x	1 (SPQ 5) <sup>1)</sup> <b>20846-425</b>
3	128.4	4	20	-	-	x	1 (SPQ 5) <sup>1)</sup> <b>20846-426</b>
3	128.4	5	25	-	-	x	1 (SPQ 5) <sup>1)</sup> <b>20846-427</b>
3	128.4	6	30.1	-	-	x	1 (SPQ 5) <sup>1)</sup> <b>20846-428</b>
3	128.4	7	35.2	-	-	x	1 (SPQ 5) <sup>1)</sup> <b>20846-429</b>
3	128.4	8	40.3	25.4	-	x	1 (SPQ 5) <sup>1)</sup> <b>20846-430</b>
3	128.4	10	50.5	35.6	-	x	1 (SPQ 5) <sup>1)</sup> <b>20846-431</b>
3	128.4	12	60.6	45.7	-	x	1 (SPQ 5) <sup>1)</sup> <b>20846-432</b>
3	128.4	14	70.8	55.9	-	x	1 (SPQ 5) <sup>1)</sup> <b>20846-433</b>
3	128.4	21	106.3	91.4	-	x	1 (SPQ 5) <sup>1)</sup> <b>20846-434</b>
3	128.4	28	141.9	127	-	x	1 (SPQ 5) <sup>1)</sup> <b>20846-436</b>
3	128.4	42	213	198.1	101.6	x	1 <b>20846-437</b>
3	128.4	63	319.7	304.8	157.5	x	1 <b>20846-438</b>
3	128.4	84	426.4	411.5	203.2	-	1 <b>30846-676</b>
4	172.9	84	426.4	411.5	203.2	-	1 <b>30846-683</b>
6	261.8	2	9.8	-	-	-	1 (SPQ 5) <sup>1)</sup> <b>30846-865</b>
6	261.8	4	20	-	-	x	1 (SPQ 5) <sup>1)</sup> <b>20846-443</b>
6	261.8	5	25	-	-	x	1 (SPQ 5) <sup>1)</sup> <b>20846-444</b>
6	261.8	6	30.1	-	-	x	1 (SPQ 5) <sup>1)</sup> <b>20846-445</b>
6	261.8	7	35.2	-	-	x	1 (SPQ 5) <sup>1)</sup> <b>20846-446</b>
6	261.8	8	40.3	25.4	-	x	1 (SPQ 5) <sup>1)</sup> <b>20846-447</b>
6	261.8	10	50.5	35.6	-	x	1 (SPQ 5) <sup>1)</sup> <b>20846-448</b>
6	261.8	12	60.6	45.7	-	x	1 (SPQ 5) <sup>1)</sup> <b>20846-449</b>
6	261.8	14	70.8	55.9	-	x	1 (SPQ 5) <sup>1)</sup> <b>20846-450</b>
6	261.8	16	80.9	66	-	x	1 (SPQ 5) <sup>1)</sup> <b>20846-456</b>
6	261.8	21	106.3	91.4	-	x	1 (SPQ 5) <sup>1)</sup> <b>20846-451</b>
6	261.8	28	141.9	127	-	x	1 (SPQ 5) <sup>1)</sup> <b>20846-452</b>
6	261.8	42	213	198.1	101.6	x	1 <b>20846-453</b>
6	261.8	63	319.7	304.8	157.5	x	1 <b>20846-454</b>
6	261.8	84	426.4	411.5	203.2	-	1 <b>30846-771</b>
9	395.1	84	426.4	411.5	203.2	-	1 <b>30846-859</b>

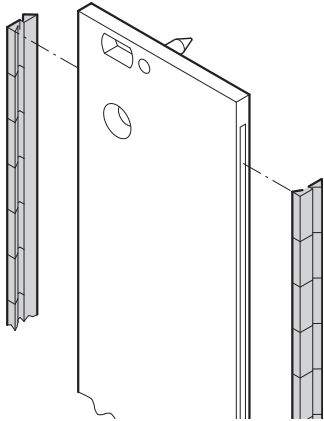
Delivery is exclusively made in Standard Pack Quantity (SPQ):  
Please order at least 5 pieces or a multiple.  
Pricing is per individual item.

**Note**

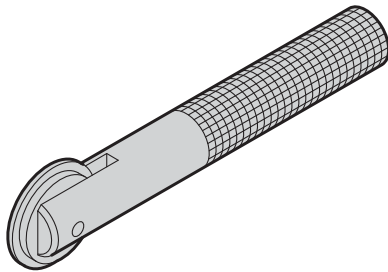
- Please order fixing material (sleeves, collar screws) separately, see page 7.107
- Please order stainless steel EMC gasket separately, see page 7.6

## Front panels

### Stainless steel EMC gasket



Montagewerkzeug



bga45760

aza45937

- The stainless steel EMC gaskets are inserted into the lateral slots of the shieldable front panels (2 pieces per front panel)

#### Delivery comprises

Item	Qty	Description
1	10/100	EMC gasket (stainless steel)

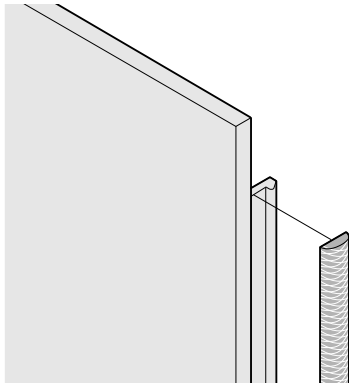
#### Order Information

Height U	Height mm	Qty/PU	Part no.
2	52	10	21101-775
3	97	10	21101-705
3	97	100	21101-706
4	142	10	21101-713
4	142	100	21101-714
5	187	10	21101-777
5	187	100	21101-778
6	232	10	21101-707
6	232	100	21101-708
9	367	10	21101-709
9	367	100	21101-710
Assembly tool for EMC gasket (stainless steel), 1 piece			24560-270

#### Note

- Please order assembly tool separately

### Textile EMC gasket



04602054

- Textile EMC gasket is glued laterally on the front panel, in the groove of the right-hand profile

- 2 temperature ranges
  - Temperature range -40... +70 °C
  - Temperature range -40... +85 °C

#### Delivery includes

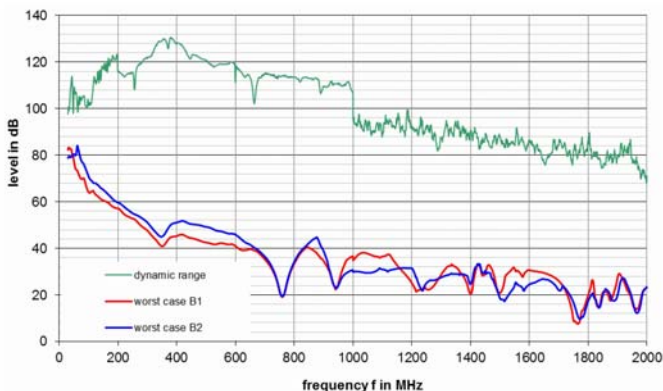
Item	Qty	Description
1	see Order Information	EMC textile gasket, core: TPE foam (-40... +70 °C), Core: silicon with hollow chamber (-40... +85 °C), sleeve: textile cladding with CuNi coating

#### Order Information

Height U	Height mm	Qty/PU piece	Part no. Temperature range -40... +70 °C	Part no. Temperature range -40... +85 °C
2	52	10	21101-857	21102-857
3	97	10	21101-853	21102-853
3	97	100	21101-854	21102-854
4	142	10	21101-858	21102-858
5	187	10	21101-978	21102-978
6	232	10	21101-855	21102-855
6	232	100	21101-856	21102-856
9	365	10	21101-859	21102-859
9	365	100	21101-904	-

#### EMC characteristic (typical, green)

B1 (red): -40 ... -70 °C, B2 (blue): -40 ... -85 °C



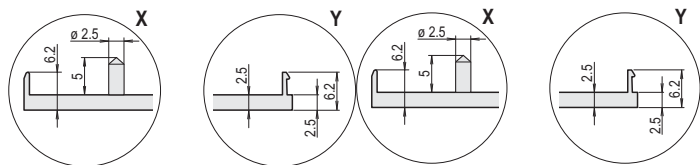
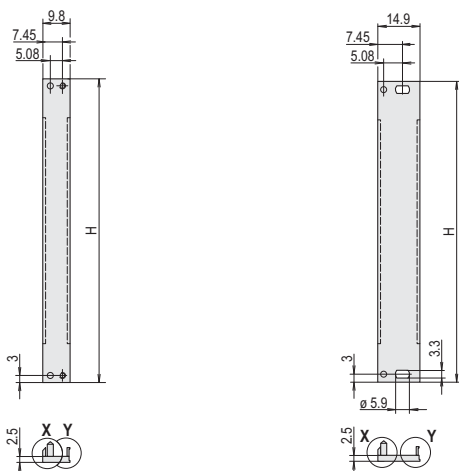
04614052

## Front panels

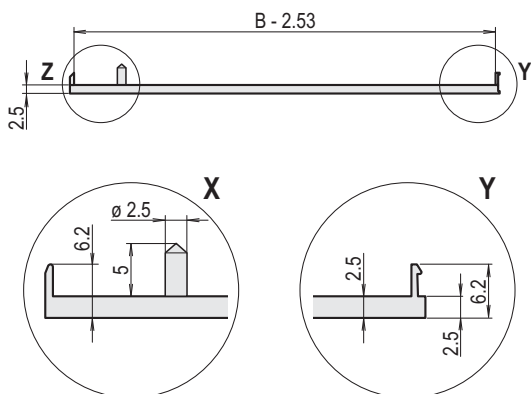
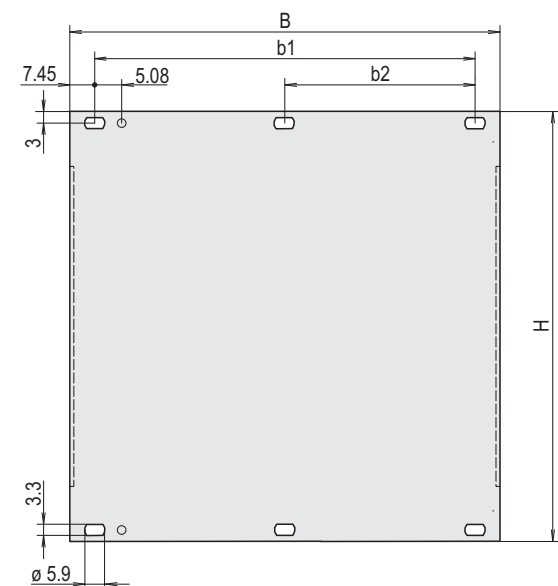
### Front panels, U profile, shieldable

2 HP

3 U



> 3 HP



- High stability through U profile
- Front panel, U profile, Al, front anodised, rear conductive, 2 alignment pins pressed-in, stainless steel
- Differences in the finish between 2 ... 12 HP and 14 ... 84 HP

### Order Information

Height H	Width B	b1	b2	Align-ment pin	Qty	Part no.		
U mm	HP	mm	mm	mm				
2	84	84	426.4	411.5	203.2	-	1 (SPQ 5)1	<b>20848-262</b>
3	128.4	2	9.8	-	-	x	1 (SPQ 5)1	<b>30849-001</b>
3	128.4	3	14.9	-	-	x	1 (SPQ 5)1	<b>30849-004</b>
3	128.4	4	20	-	-	x	1 (SPQ 5)1	<b>30848-354</b>
3	128.4	5	25	-	-	x	1 (SPQ 5)1	<b>30848-378</b>
3	128.4	6	30.1	-	-	x	1 (SPQ 5)1	<b>30848-380</b>
3	128.4	7	35.2	-	-	x	1 (SPQ 5)1	<b>30848-382</b>
3	128.4	8	40.3	25.4	-	x	1 (SPQ 5)1	<b>30848-356</b>
3	128.4	10	50.5	35.6	-	x	1 (SPQ 5)1	<b>30848-386</b>
3	128.4	12	60.6	45.7	-	x	1 (SPQ 5)1	<b>30848-358</b>
3	128.4	14	70.8	55.9	-	x	1 (SPQ 5)1	<b>20848-013</b>
3	128.4	16	80.9	66	-	x	1 (SPQ 5)1	<b>20848-015</b>
3	128.4	21	106.3	91.4	-	x	1 (SPQ 5)1	<b>20848-020</b>
3	128.4	28	141.9	127	-	x	1 (SPQ 5)1	<b>20848-027</b>
3	128.4	42	213	198.1	101.6	x	1	<b>20848-047</b>
3	128.4	63	319.7	304.8	157.5	x	1	<b>20848-068</b>
3	128.4	84	426.4	411.5	203.2	-	1	<b>20848-097</b>
4	172.9	84	426.4	411.5	203.2	-	1	<b>20848-271</b>
6	261.8	2	9.8	-	-	x	1 (SPQ 5)1	<b>30849-002</b>
6	261.8	4	20	-	-	x	1 (SPQ 5)1	<b>30848-355</b>
6	261.8	5	25	-	-	x	1 (SPQ 5)1	<b>30848-379</b>
6	261.8	6	30.1	-	-	x	1 (SPQ 5)1	<b>30848-381</b>
6	261.8	7	35.2	-	-	x	1 (SPQ 5)1	<b>30848-383</b>
6	261.8	8	40.3	25.4	-	x	1 (SPQ 5)1	<b>30848-357</b>
6	261.8	10	50.5	35.6	-	x	1 (SPQ 5)1	<b>30848-387</b>
6	261.8	12	60.6	45.7	-	x	1 (SPQ 5)1	<b>30848-359</b>
6	261.8	14	70.8	55.9	-	x	1 (SPQ 5)1	<b>20848-106</b>
6	261.8	16	80.9	66	-	x	1 (SPQ 5)1	<b>20848-108</b>
6	261.8	21	106.3	91.4	-	x	1 (SPQ 5)1	<b>20848-113</b>
6	261.8	28	141.9	127	-	x	1 (SPQ 5)1	<b>20848-120</b>
6	261.8	42	213	198.1	101.6	x	1	<b>20848-139</b>
6	261.8	63	319.7	304.8	157.5	x	1	<b>20848-160</b>
6	261.8	84	426.4	411.5	208.3	-	1	<b>20848-189</b>
9	395.1	84	426.4	411.5	203.2	-	1	<b>20848-280</b>


1) Delivery is exclusively made in Standard Pack Quantity (SPQ):  
Please order at least 5 pieces or a multiple.  
Pricing is per individual item.

### Note

- Differences in finish between 2 ... 12 HP and 14 ... 84 HP
  - 2 ... 12 HP: one-part U-profile
  - 14 ... 84 HP: multi-part U-profile (front panel with crimped profiles)
- Please order fixing material (sleeves, collar screws) separately, see page 7.107
- Please order textile EMC gasket separately, see page 7.6

## Front panels

### Front panels, bottom-hinged



- Suitable for subracks (europacPRO) and cases (ratiopacPRO, propacPRO, compacPRO)
- Front panel can be unhinged at 135° (not ratiopacPRO) opening angle
- The useable width is not restricted
- Mounts on the horizontal rails
- 2 versions:
  - unshielded
  - shielded, U front panel with textile EMC gasket

04295001

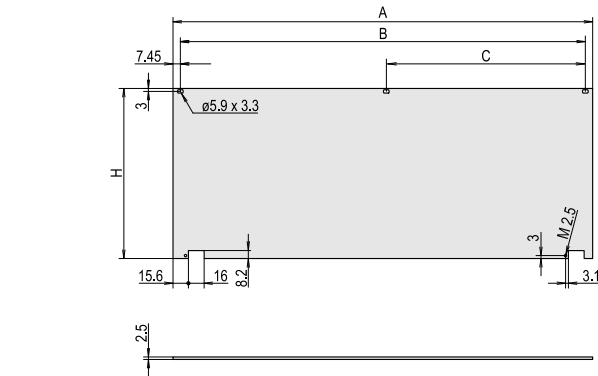
### Delivery comprises (kit)

Item	Qty		Description
	Unshielded	Shielded	
1	1	-	Front panel, hinged, Al, 2.5 mm, anodised, cut edges plain
1a	-	1	Front panel, U profile, hinged, Al, 2.5 mm, front anodised, rear iridescent green chromated
2	2	3	Hinge, Zn die-cast, nickel-plated
3	2	3	Sleeve, PA
4	2	3	Knurled screw M2.5 x 12.3, nickel-plated
5	-	1	EMC textile gasket, core: foam, sleeve: textile cladding with CuNi coating
6	1	1	Assembly kit

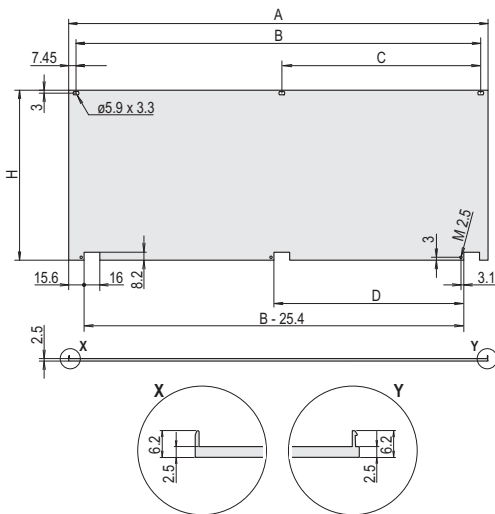
04602080

### Note

- Unshielded: Dimension C for 84 HP only



Unshielded



Shielded

04602079

### Order Information

Dimensions							Shielded	Unshielded
Height	Width	A	B	C	D	H	Part no.	Part no.
U	HP	mm	mm	mm	mm	mm		
3	28	141.9	127.0	-	-	128.4	20848-608	20838-280
3	42	213.0	198.1	101.6	86.4	128.4	20848-599	20838-271
3	63	319.7	304.8	157.5	137.2	128.4	20848-600	20838-272
3	84	426.4	411.5	208.3 <sup>1)</sup>	193.0	128.4	20848-601	20838-273
4	42	213.0	198.1	101.6	86.4	172.9	20848-605	20838-277
4	63	319.7	304.8	157.5	137.2	172.9	20848-606	20838-278
4	84	426.4	411.5	208.3 <sup>1)</sup>	193.0	172.9	20848-607	20838-279
6	28	141.9	127.0	-	-	261.8	20848-696	-
6	42	213.0	198.1	101.6	86.4	261.8	20848-602	20838-274
6	63	319.7	304.8	157.5	137.2	261.8	20848-603	20838-275
6	84	426.4	411.5	208.3 <sup>1)</sup>	193.0	261.8	20848-604	20838-276

1) Dimension with unshielded front panel



Front panels

Front panel, hinged, shielded



- Suitable for subracks (europacPRO) and cases (ratiopacPRO, propacPRO, compacPRO)
- Mounts on horizontal rails
- Front panel with textile EMC gasket
- Hinges can be fitted on left or right

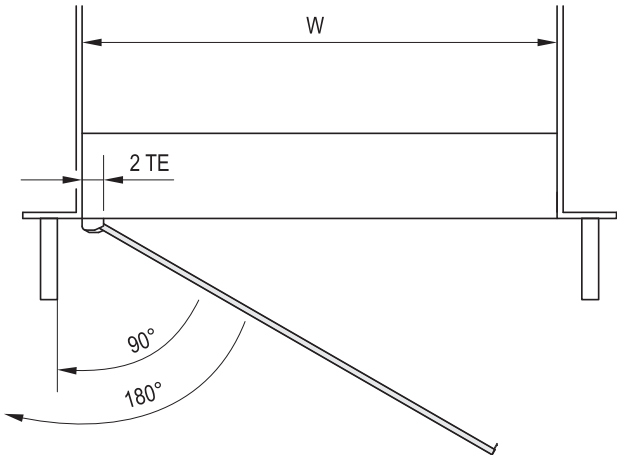
Delivery comprises (kit)

Item	Qty	Description
1	1	Front panel, hinged, Al, 2.5 mm, front anodised, rear iridescent green chromated
2	2	Hinge, Zn die-cast, chrome-plated
3	1	Textile EMC gasket, core: foam, sleeve: textile cladding with CuNi coating
4	1	Assembly kit

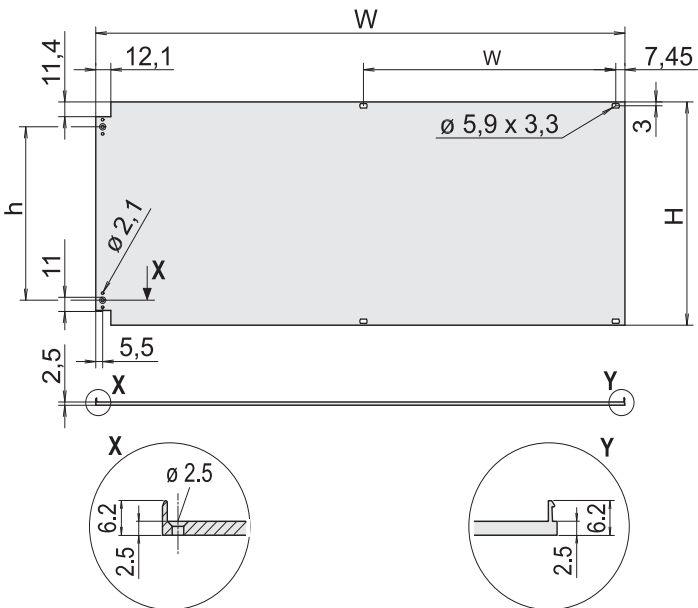
Order Information

Height U	H mm	h mm	W mm	w mm	Part no.
3	128.4	89.9	426.4	203.2	<b>20848-611</b>
6	261.8	223.2	426.4	203.2	<b>20848-617</b>

04295002



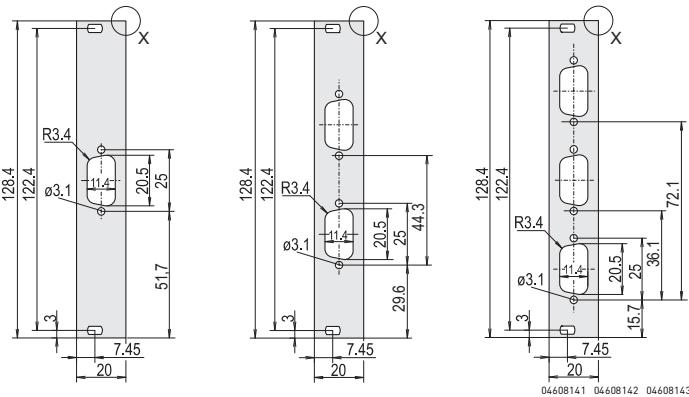
06106053



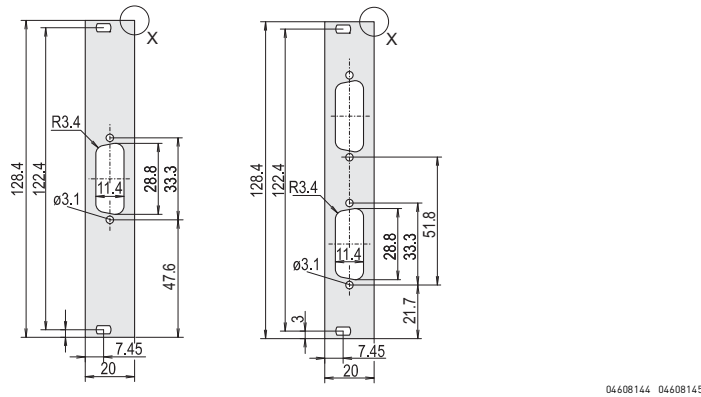
04602081

## Front panels

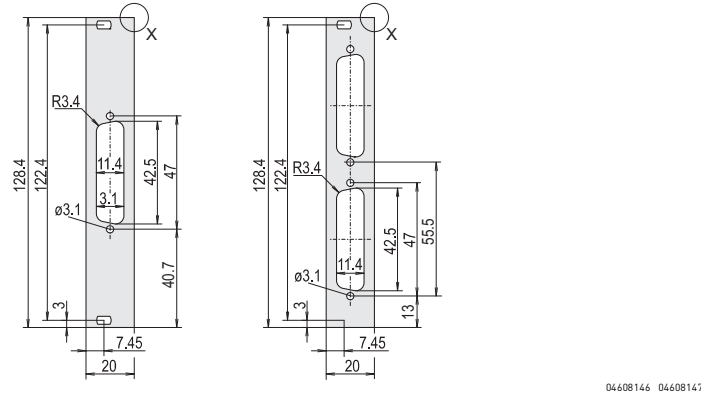
### Front panels for D-Sub connectors



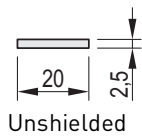
Cut-out 9-pin



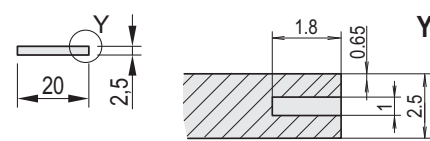
Cut-out 15-pin



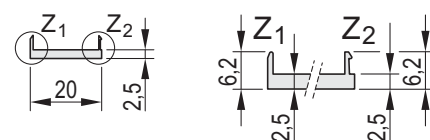
Cut-out 25-pin



Unshielded



EMC gasket, stainless steel



For textile EMC gasket

04608150 04608151 04608149 04608148 04608152 04608153

- 3 U/4 HP
- Aluminium, front anodised, rear iridescent green chromated
- Shielding through: stainless steel EMC or textile EMC gasket (please order separately)

### Delivery comprises

Item	Description
1a	Front panel, Al, 2.5 mm, front anodised, rear iridescent green chromated
1b	Front panel, Al, 2.5 mm, front anodised, rear iridescent green chromated; for EMC stainless steel gasket
1c	Front panel, U profile, Al, 2.5 mm, front anodised, rear conductive; for EMC gasket (textile)

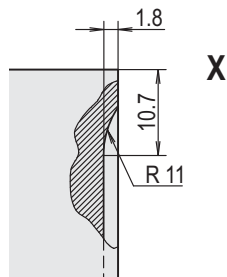
### Order Information

Cut-out	Qty	Unshielded Part no. 1a	For EMC gasket	
			Stainless steel Part no. 1b	Textile Part no. 1c
1 × 9-polig	1 piece (SPQ 5)	<b>30118-341</b>	<b>30118-348</b>	30849-749
2 × 9-polig	1 piece (SPQ 5)	<b>30118-344</b>	<b>30118-351</b>	30849-750
3 × 9-polig	1 piece (SPQ 5)	<b>30118-347</b>	30118-354	30849-751
1 × 15-polig	1 piece (SPQ 5)	<b>30118-342</b>	<b>30118-349</b>	30849-752
2 × 15-polig	1 piece (SPQ 5)	<b>30118-345</b>	30118-352	30849-753
1 × 25-polig	1 piece (SPQ 5)	<b>30118-343</b>	30118-350	30849-754
2 × 25-polig	1 piece (SPQ 5)	<b>30118-346</b>	30118-353	30849-755

Delivery is exclusively made in Standard Pack Quantity (SPQ):  
Please order at least 5 pieces or a multiple.  
Pricing is per individual item.

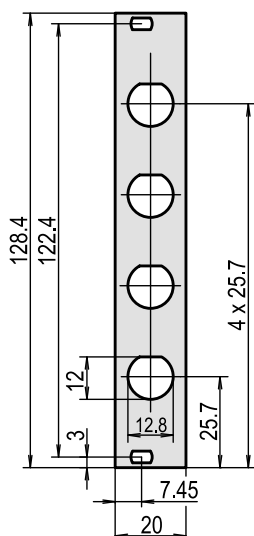
### Note

- Please order fixing material (sleeves, collar screws) separately, see page 7.107
- Please order stainless steel EMC gasket separately, see page 7.6
- Please order textile EMC gasket separately, see page 7.6



## Front panels

### Front panels for Coax connectors



04602057

- 3 U/4 HP

- Aluminium, 2.5 mm, front anodised, rear iridescent green chromated

#### Order Information

Description	Qty/PU	Part no.
Cut-out 4 x Coax, unshielded	1	<b>30118-355</b>

#### Note

- Please order fixing material (sleeves, collar screws) separately, see page 7.107

### Front panels 3 U with GND/earthing connection



02998001

- Earthed front panel (protection class 1)

#### Delivery comprises (items 1 – 3 assembled)

Item	Qty	Description
1	1	Front panel 3 U, Al, 2.5 mm, front anodised, rear iridescent green chromated with GND/earthing connection
2	4	Plastic sleeve, PA, grey
3	4	Collar screws, M2.5 x 11 and 12.3 Pozidrive, St, nickel-plated
4	1	GND/earthing kit, length of GND/earthing cable 320 mm

#### Order Information

Height U	Width HP	Qty	Part no.
3	7	1 piece (SPQ 5)	<b>20119-159</b>
3	14	1 piece (SPQ 5)	<b>20119-160</b>
3	21	1 piece (SPQ 5)	<b>20119-161</b>
3	28	1 piece (SPQ 5)	<b>20119-162</b>
3	42	1	<b>20119-163</b>

Delivery is exclusively made in Standard Pack Quantity (SPQ):

Please order at least 5 pieces or a multiple.

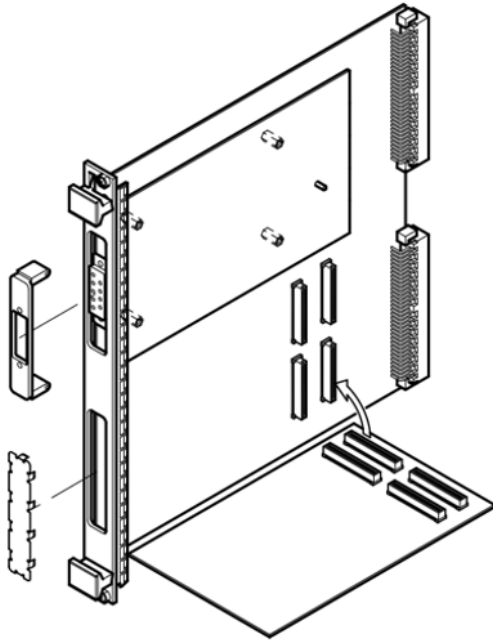
Pricing is per individual item.

#### Note

- Please order fixing material (sleeves, collar screws) separately, see page 7.107

## Front panels

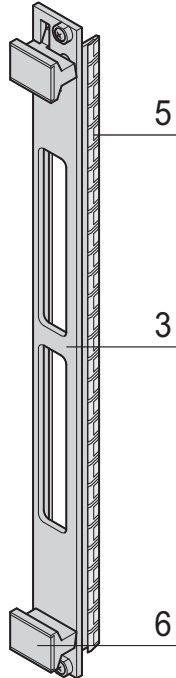
### PMC Mezzanine front panels



04615054

- Based on PCI 2.2 specification (PCI = Peripheral Component Interface)
- In accordance with PMC mezzanine specification IEEE P 1386

### PMC mezzanine front panel kit, shielded, with trapezoidal extractor handle Type 1



Item 3: front panel, item 5: EMC gasket, item 6: front handle

MPA44845

- PMC= PCI Mezzanine Card
- For module size 194 x 74 mm<sup>2</sup>
- In accordance with specification IEEE P1386 (CMC= Common Mezzanine Card)
- 6 U/4 HP front panel with stainless steel EMC gasket and front handles

#### Delivery includes (assembled)

Item	Qty	Description
3	1	PMC front panel, Al extrusion, 6 U, 4 HP, clear passivated
5	1	EMC gasket (St, stainless)
6	2	Trapeziform extractor handle, type 1

#### Order Information

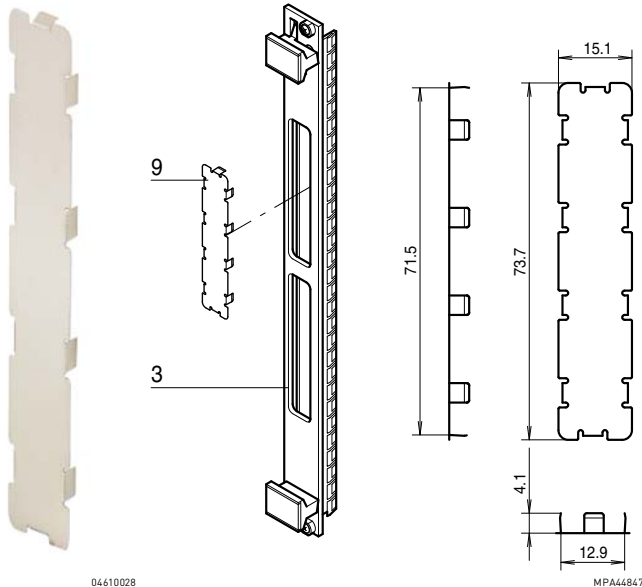
Item	Description	Part No.
3+5+6	Front panel with 2 cut-outs	20897-950

#### Accessories

Spacer to mount PMC and FMC mezzanine boards	see page 7.15
Voltage keying/coding pin for PMC mezzanine boards	see page 7.15
PMC cover for front panel cutouts for EMC shielding, PMC gasket for mezzanine front panels	see page 7.13
PMC gasket for mezzanine front panels	see page 7.13

## Front panels

### PMC cutout cover for EMC protection



04610028 Item 9: EMC cover; Item 3: front panel MPA44847

#### PMC cutout cover for EMC protection

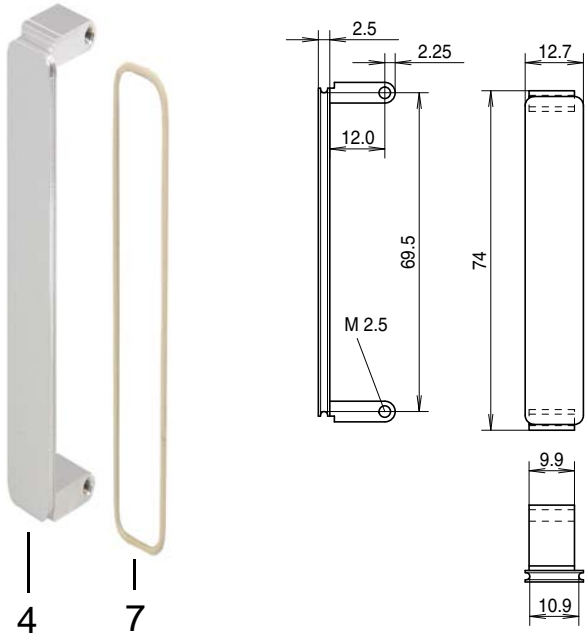
- EMC cover to close unused cut-outs in the PMC mezzanine front panels
- Material stainless steel, 0.2 mm
- Colour: black or bright

#### Order Information

Colour	Qty	Part no.
Black	1 piece (SPQ 10)	<b>60835-024</b>
Bright	1 piece (SPQ 10)	<b>60835-022</b>

Delivery is exclusively made in Standard Pack Quantity (SPQ):  
Please order at least 10 pieces or a multiple.  
Pricing is per individual item.

### PMC bezel for mezzanine front panels



04610029 MPA44846

- Mezzanine front panel is fitted into PMC front panel cut-outs; EMC shielding with conductive O-ring
- Material:
  - Aluminium extrusion (anodised, contact surfaces conductive)
  - Zinc die-cast (untreated, black or chrome-plated, matt)

#### Delivery comprises (kit)

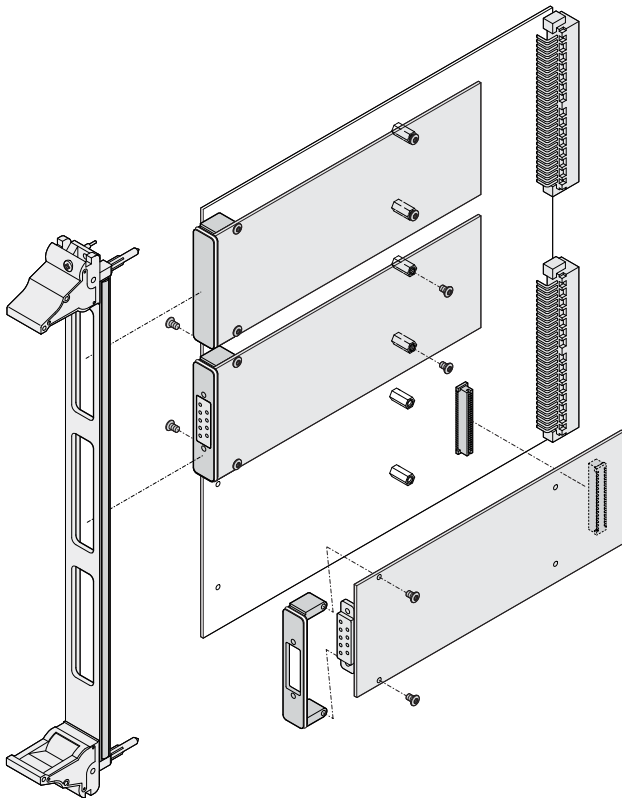
Item	Qty	Description
4	1	PMC bezel for mezzanine front panel, Zn die-cast or Al extrusion
7	1	EMC gasket (O-ring), Cho-Seal

#### Order Information

PMC mezzanine front panel	Qty/PU	with EMC gasket Part no.	without EMC gasket Part no.
<b>Material</b>			
Al extrusion, anodised, contact surfaces conductive	1	<b>20835-598</b>	-
Al extrusion, anodised, contact surfaces conductive	10	<b>20835-889</b>	<b>20835-899</b>
Zn die-cast, untreated	1	<b>20835-890</b>	-
Zn die-cast, untreated	10	20835-893	20835-896
Zinc die-cast, black, chromated	1	<b>20835-922</b>	-
Zinc die-cast, black, chromated	10	20835-924	20835-931
Zinc die-cast, chrome-plated, matt	1	<b>20835-923</b>	-
Zinc die-cast, chrome-plated, matt	10	20835-928	20835-929
<b>Cheesehead screw</b> M2.5 x 5 mm, PU 100 pieces			<b>21100-624</b>
<b>EMC gasket</b> O-ring, 1 piece (Standard Pack Quantity 10 pieces)			<b>60835-021</b>

## Front panels

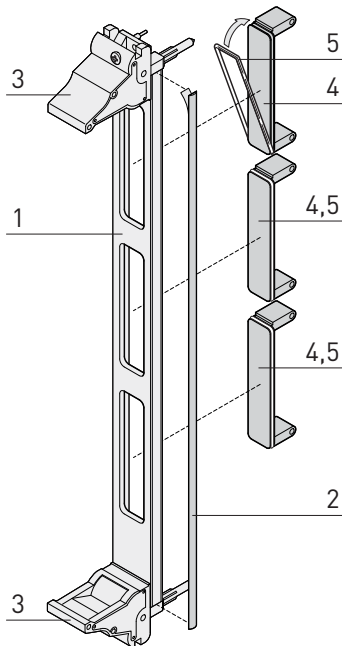
### FMC mezzanine front panels



04615052

- FMC = FPGA mezzanine card
- For standard defined I/O mezzanine modules which connect to carrier cards
- For single 69.0 x 76.5 mm or double 139.0 x 76.5 mm modules
- In accordance with Vita 57.1 specification

### FMC mezzanine front panel kit, shielded, with IEL handle



04615050

- 3 U or 6 U, 4 HP, U-shaped front panels with textile gasketing
- 1 or 3 FMC cutouts (depending on height)
- 1 or 2 IEL front handles (depending on height)
- EMC shielded, both the front panel and the FMC bezels

#### Delivery includes (assembled)

Item	Qty		Description
	3 U	6 U	
1	1	1	FMC front panel, U profile, Al, 4 HP, front anodized, rear conductive, 3 U has 1 cut out, 6 U has 3 cut outs
2	1	1	EMC textile gasket for front panel
3	1	2	IEL handle (handel, black, RAL 9005; button, light grey, RAL 7035)
4	1	3	FMC bezel for front panel cut outs
5	1	3	EMC gasket (O-ring)
6	1	1	Assembly kit

#### Order Information

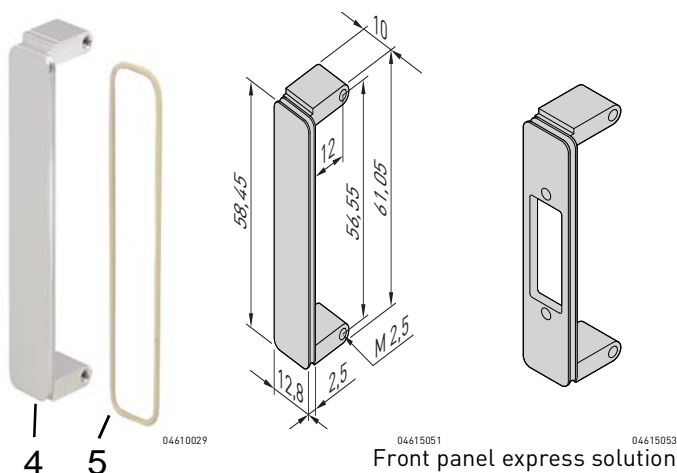
Height	Part no.
U	
3	20836-253
6	20836-254

#### Accessories

Spacer to mount PMC mezzanine boards	see page 7.15
--------------------------------------	---------------

## Front panels

### EMC bezel for FMC Mezzanine front panel cut-outs



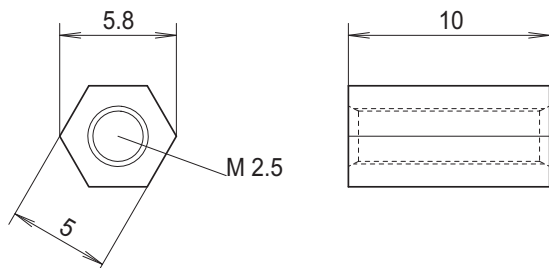
Front panel express solution

- FMC bezel is fitted into FMC Mezzanine front panel cut-outs
- Material, Al extrusion (anodised, contact surface conductive)
- Shielding for FMC bezels with an optional conductive O-ring, please order separately

#### Order Information

Description	Item	Qty/PU piece	Part no.
EMC bezel for FMC Mezzanine front panel cut outs	4	10	20835-849
<b>Accessories</b>			
EMC gasket for mezzanine front panel item 5, O-ring, (VITA 57.1), 1 piece (standard pack quantity 10 pieces)			<b>60835-077</b>
Cheesehead screw M2.5 x 5 mm, PU 100 pieces			<b>21100-624</b>

### Spacer to mount PMC and FMC mezzanine boards



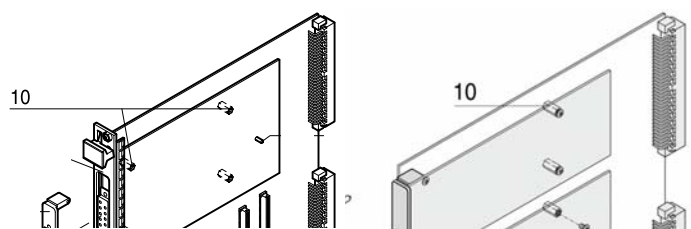
MPA44850

- To provide a standoff between mezzanine boards per the IEEE P1386 or VITA 57.1 specification and the carrier card

#### Order Information

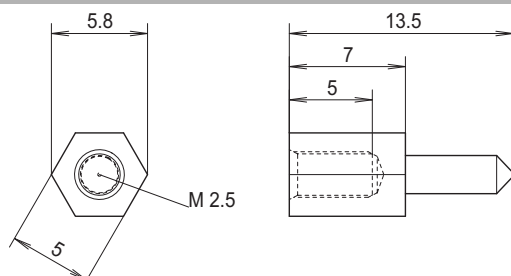
Description	Item	Material	Qty	Part no.
Spacer	10	St, zinc-plated	1 piece (SPQ 10)	<b>60897-278</b>

Delivery is exclusively made in Standard Pack Quantity (SPQ): Please order at least 10 pieces or a multiple. Pricing is per individual item.



Spacer within PMC application

### Voltage keying/coding pin for PMC mezzanine boards



MPZU6325

- To prevent accidental damage when fitting mezzanine boards, keying/coding pins are bolted to the VMEbus boards to distinguish between 3.3 V and 5 V operation. The mezzanine boards have a hole drilled in the appropriate position. The keying/coding pin thus ensures that only mezzanine boards with the same operating voltage can be inserted. For double-height euroboards 2 pieces are required.

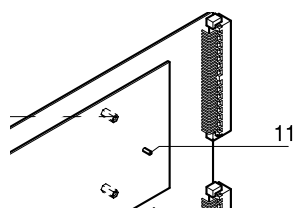
#### Order Information

Description	Item	Material	Qty	Part no.
Keying/coding pin 5 V/3.3 V	11	St, zinc-plated	1 piece (SPQ 10)	<b>60827-026</b>

Delivery is exclusively made in Standard Pack Quantity (SPQ): Please order at least 10 pieces or a multiple. Pricing is per individual item.



06710007



mpa44437

Application

## Appendix – Order notes

### Packaging units

A packaging unit (PU) - e.g. carton, bag - contains the stated quantity. If you order the quantity 1, you will automatically receive the quantity defined as PU.

Example: EMC textile gasket  
See page 5.22  
Part number 21101-853

Quantity (per part number): 10 pieces

Order quantity: . . . . . Delivery quantity:

1 . . . . .	10 pieces
2 . . . . .	20 pieces
3 . . . . .	30 pieces

### Price list

Our price list is available by e-mail from your customer consultant. Please find all contact details at [www.schroff.biz/contact](http://www.schroff.biz/contact).

### Always up-to-date

Please visit our website [www.schroff.biz](http://www.schroff.biz) where we continuously inform about news and technical changes.

### Quick links

**Catalogue request:** [www.schroff.biz/catalogues](http://www.schroff.biz/catalogues)

**Product configurators:** [www.schroff.biz/conf](http://www.schroff.biz/conf)

**Contact details:** [www.schroff.biz/contact](http://www.schroff.biz/contact)

**Product search:** [www.schroff.biz/oneclick](http://www.schroff.biz/oneclick)

**Front Panel Express:** [www.frontpanelexpress.eu](http://www.frontpanelexpress.eu)

**VARISTAR:** [www.varistar.co.uk](http://www.varistar.co.uk)

**Railway technology:** [www.schroff.co.uk/railway](http://www.schroff.co.uk/railway)

**IT Infrastructure:** [www.schroff.co.uk/datacom](http://www.schroff.co.uk/datacom)

### Standard pack quantity (SPQ)

Please take into consideration that deliveries may be carried out in the stated SPQs (SPQ, e.g. 5 pieces, 10 pieces, 50 pieces, etc.). Differing order quantities (e.g. 2 pieces) may be changed to the next possible delivery quantity = Standard Pack Quantity (in this case 10 pieces).

Example: Front horizontal rail  
See page 5.31  
Part number 34560-228

Quantity (per part number): 1 piece  
Standard pack quantity (SPQ): 10 pieces

Order quantity: . . . . . Delivery quantity:

≤ 10 . . . . .	10 pieces
> 10 ≤ 20 . . . . .	20 pieces
> 20 ≤ 30 . . . . .	30 pieces

### Delivery times

Part numbers in bold face type are ready for despatch within 2 working days; part numbers in normal type are ready for despatch within 10 working days.

### Business relations

Schroff is exclusively operating in Business to Business (B2B). Private individuals can buy Schroff products via our sales representatives (see [www.schroff.biz/contact](http://www.schroff.biz/contact)).

### Responsible for contents and print

Schroff GmbH, Marketing Communication,  
D-75334 Straubenhardt, Germany

The data in this catalogue have been thoroughly edited and checked - in assistance with an accredited Quality Management System in accordance with EN ISO 9001:2008.

Faults and spelling mistakes, but mainly changes due to improvements and further developments of our products are subject to change. There is no possibility to claim indemnity/compensation.



<b>Cabinets</b>	Overview.....	1.0	LHX 20/40 Air/water heat exchangers.....	1.224	<b>1</b>
	Varistar Cabinet platform.....	1.2	LHX 3 Air/water heat exchangers.....	1.236	
	Varistar Electronics.....	1.10	Novastar.....	1.240	
	Varistar EMC.....	1.54	Eurorack.....	1.270	
	Varistar Seismic.....	1.84	Outdoor.....	1.316	
	Varistar MIL.....	1.120	Etsirack.....	1.346	
	Varistar Data/network systems.....	1.124	19" lab racks.....	1.354	
	Varistar Containment.....	1.202	PROLINE.....	1.362	
<b>Wall mounted case</b>	Overview.....	2.0			<b>2</b>
	Epcase.....	2.36			
	LAN wall-mounted distributors.....	2.46			
<b>Cabinet and wall-mounted case accessories</b>	Overview.....	3.0	Monitors, keyboards, monitoring.....	3.44	<b>3</b>
	Mechanics.....	3.2	Socket strips.....	3.50	
	Telescopic slides.....	3.24	Power control socket strips.....	3.72	
	Electrical.....	3.29			
<b>Climate control</b>	Overview.....	4.0	Accessories.....	4.58	<b>4</b>
	Cooling concepts/service.....	4.2			
	19" fan trays.....	4.4			
	Air filtered fans.....	4.20			
<b>Desktop enclosures</b>	Overview.....	5.0	Comptec.....	5.100	<b>5</b>
	RatiopacPRO.....	5.6	Accessories.....	5.108	
	PropacPRO.....	5.44	Interscale.....	5.200	
	CompacPRO.....	5.76	Minipac.....	5.230	
<b>Subracks/ 19" chassis</b>	Overview.....	6.0	EuropacPRO industrial applications.....	6.86	<b>6</b>
	EuropacPRO.....	6.2	EuropacPRO Rugged.....	6.92	
	EuropacPRO for railroad applications.....	6.70	MultipacPRO.....	6.112	
			Inpac.....	6.128	
<b>Front panels, Plug-in-units, Frame type plug-in-units</b>	Overview.....	7.0	PCB accessories.....	7.102	<b>7</b>
	Front panels.....	7.2			
	Plug-in units.....	7.16			
	Frame type plug-in units.....	7.64			
<b>Systems</b>	Overview.....	8.0	AdvancedMC modules.....	8.56	<b>8</b>
	AdvancedTCA.....	8.2	CompactPCI, Serial, PlusIO, PSB.....	8.68	
	AdvancedMC carriers.....	8.26	VME, VME64x, VXS, VPX.....	8.88	
	MicroTCA.....	8.36	Accessories.....	8.106	
<b>Power supply systems</b>	Overview.....	9.0	19" accessories.....	9.18	<b>9</b>
	19" AC/DC switched-mode PSUs.....	9.2	PSUs for MicroTCA.....	9.20	
	19" AC/DC linear regulators.....	9.12	PSUs for VMEbus.....	9.22	
	19" AC/DC convertors.....	9.15	PSUs for CompactPCI, VME64x.....	9.24	
<b>Backplanes</b>	Overview.....	10.0	VME64x, VMEbus.....	10.15	<b>10</b>
	CompactPCI, Serial, PlusIO.....	10.4	Power.....	10.18	
	PXI.....	10.11	Universal.....	10.19	
	VXS.....	10.14	Test adaptors.....	10.20	
<b>Connectors, Front panel component systems</b>	Overview.....	11.0			<b>11</b>
	Connectors.....	11.2			
	Front panel component system.....	11.12			
<b>Appendix</b>	Standards abbreviations.....	12.0			<b>12</b>
	Notes on ordering.....	12.10			
	Order number index.....	12.11			
	Product index.....	12.62			