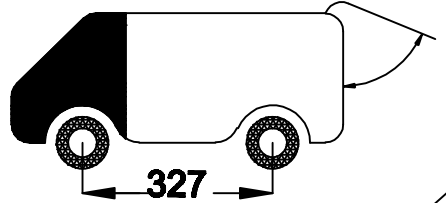
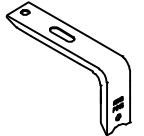



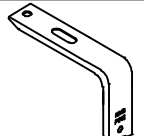
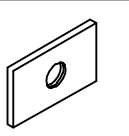

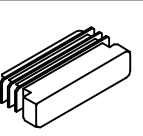
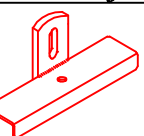


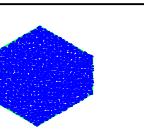




**Citroën Jumpy** TYPE M 2016  
**Peugeot Expert** STANDAARD 2016  
**Toyota Pro Ace** WORKER 2016

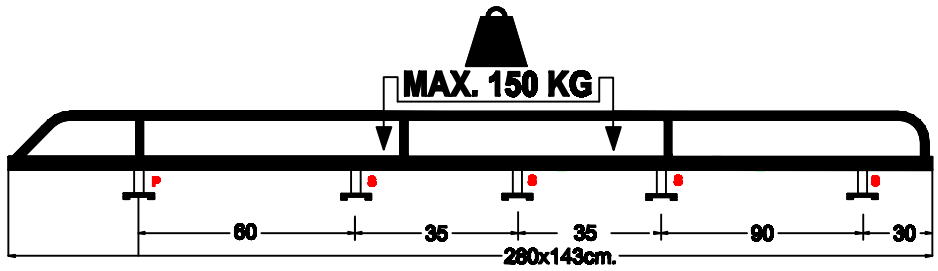


**280x140cm. L2 H1**

 <b>8x</b>	 <b>32</b>	 <b>8x</b>	 <b>1x</b>
 <b>2x</b>	 <b>32x</b>	 <b>8x</b>	 <b>10x</b>
 <b>8x</b>	 <b>20x</b>	 <b>8x</b>	
 <b>40x</b>	 <b>32x</b>	 <b>8x</b>	



-Bij onduidelijkheden raadpleeg uw leverancier!  
 -Might this not be clear, please contact your supplier!  
 -Bei eventuellen Unklarheiten, bitten wir Sie mit Ihren Lieferanten Kontakt aufzunehmen!  
 -Pour plus de renseignements consultez votre fournisseur!



2806 PEL2H1K / CJL2H1K / TPL2H1K 07/11/2016

