





## 5100 Series/Low Spill—Connect Under Pressure



The 5100 Series brass coupling with steel tubular valve offers minimum air inclusion and fluid loss. Thread together latch provides connect under pressure capability and vibration resistance. It is not rated for continuous hydraulic impulse applications. (See FD86 on page 336.)

- Tubular valve construction for virtually no fluid loss during disconnection, reduces environmental and worker safety hazards.
- Low air inclusion during connection maintains system performance.
- Available with wing or hex nut configurations.
- Connect against pressure capability allows connecting of halves even when pressurized up to 500 psi.
- Steel flange available for accessible bulkhead mounting.
- Standard seal material – Buna-N, Viton\* and EPR available upon request.
- Standard body material – Brass with steel valving components, hex and wing nuts.

### Flow Data



### Physical Characteristics

Coupling Dash Size	Coupling Interface Size	Maximum Operating Pressure† (psi connected)	Maximum Operating Pressure (psi disconnected)		Vacuum (in./Hg.)	Rated Flow (gpm)	Air Inclusion (cc max.)	Fluid Loss (cc max.)
			Male Half S2 and S4	Female Half S5				
-4	-4	3000	3000	3000	28	4	.03	.01
-6	-8	3000	3000	3000	28	7	.05	.06
-8	-8	3000	3000	3000	28	7	.05	.10
-10	-12	3000	3000	3000	28	18	.14	.10
-12	-12	3000	3000	3000	28	18	.34	.26
-16	-16	3000	3000	3000	28	40	.50	.35
-20	-20	2750	2500	2750	28	75	.68	.70
-24	-24	2500	2500	2000	28	100	.60	.94

†Minimum burst pressure is equal to three times the maximum operating pressure. Not recommended for continuous hydraulic impulse applications at maximum operating pressures.

\*Viton is a DuPont trademark.



For component part number breakdown and service instructions, request bulletin JB41.

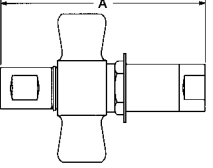
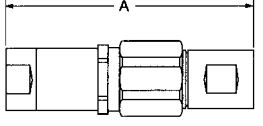
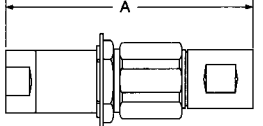


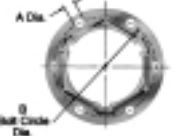
QUICK DISCONNECT COUPLINGS

5100 Series	Coupling Size	Thread Size (P)	Dimensional Data				Part Number			Line Ref.
			A	B	①	②	Buna-N	Viton*	EPR	
<b>Male Half/Less Flange Female Pipe</b> 	-4	1/8-27	1.88	.90	.69		5100-S2-4B	FD51-1264-04	FD51-1265-04	1
	-6	1/4-18	2.58	1.07	.94		5100-S2-6B	FD51-1264-06	FD51-1265-06	2
	-8	3/8-18	2.58	1.07	.94		5100-S2-8B	FD51-1264-08	FD51-1265-08	3
	-10	1/2-14	3.11	1.38	1.19		5100-S2-10B	FD51-1264-10	FD51-1265-10	4
	-12	3/4-14	3.11	1.38	1.19		5100-S2-12B	FD51-1264-12	FD51-1265-12	5
	-16	1-11 1/2	3.55	1.76	1.56		5100-S2-16B	FD51-1264-16	FD51-1265-16	6
	-20	1 1/4-11 1/2	3.71	2.10	1.88		5100-S2-20B	FD51-1264-20	FD51-1265-20	7
	-24	1 1/2-11 1/2	4.12	2.48	2.19		5100-S2-24B	FD51-1264-24	FD51-1265-24	8
<b>Male Half/With Flange Female Pipe</b> 	-4	1/8-27	1.88	.90	.94		5100-S4-4B			9
	-6	1/4-18	2.58	1.07	1.12		5100-S4-6B			10
	-8	3/8-18	2.58	1.07	1.12		5100-S4-8B			11
	-10	1/2-14	3.11	1.38	1.62		5100-S4-10B			12
	-12	3/4-14	3.11	1.38	1.62		5100-S4-12B			13
	-16	1-11 1/2	3.55	1.76	1.88		5100-S4-16B			14
	-20	1 1/4-11 1/2	3.71	2.10	2.12		5100-S4-20B			15
	-24	1 1/2-11 1/2	4.12	2.48	2.50		5100-S4-24B			16
<b>Female Half/Wing Nut Female Pipe</b> 	-4	1/8-27	1.97	3.03	.56		5100-S5-4B	FD51-1266-04	FD51-1268-04	17
	-6	1/4-18	2.37	3.44	.76		5100-S5-6B	FD51-1266-06	FD51-1268-06	18
	-8	3/8-18	2.37	3.44	.76		5100-S5-8B	FD51-1266-08	FD51-1268-08	19
	-10	1/2-14	3.09	4.06	1.16		5100-S5-10B	FD51-1266-10	FD51-1268-10	20
	-12	3/4-14	3.09	4.06	1.16		5100-S5-12B	FD51-1266-12	FD51-1268-12	21
	-16	1-11 1/2	3.67	4.38	1.44		5100-S5-16B	FD51-1266-16	FD51-1268-16	22
	-20	1 1/4-11 1/2	3.98	5.19	1.78		5100-S5-20B	FD51-1266-20	FD51-1268-20	23
	-24	1 1/2-11 1/2	4.02	5.31	2.00		5100-S5-24B	FD51-1266-24	FD51-1268-24	24
<b>Female Half/Hex Nut Female Pipe</b> 	-4	1/8-27	2.10	1.32	.56	1.19	5110-S5-4B	FD51-1267-04	FD51-1269-04	25
	-6	1/4-18	2.40	1.53	.76	1.38	5110-S5-6B	FD51-1267-06	FD51-1269-06	26
	-8	3/8-18	2.40	1.53	.76	1.38	5110-S5-8B	FD51-1267-08	FD51-1269-08	27
	-10	1/2-14	3.07	1.98	1.16	1.75	5110-S5-10B	FD51-1267-10	FD51-1269-10	28
	-12	3/4-14	3.07	1.98	1.16	1.75	5110-S5-12B	FD51-1267-12	FD51-1269-12	29
	-16	1-11 1/2	3.68	2.41	1.44	2.12	5110-S5-16B	FD51-1267-16	FD51-1269-16	30
	-20	1 1/4-11 1/2	4.00	2.81	1.78	2.50	5110-S5-20B	FD51-1267-20	FD51-1269-20	31
	-24	1 1/2-11 1/2	4.10	3.10	2.00	2.75	5110-S5-24B	FD51-1267-24	FD51-1269-24	32
<b>Complete Coupling Less Flange/With Wing Nut/ Female Pipe</b> 	-4	1/8-27	3.20				5101-4B	FD51-1270-04	FD51-1272-04	33
	-6	1/4-18	4.11				5101-6B	FD51-1270-06	FD51-1272-06	34
	-8	3/8-18	4.11				5101-8B	FD51-1270-08	FD51-1272-08	35
	-10	1/2-14	5.21				5101-10B	FD51-1270-10	FD51-1272-10	36
	-12	3/4-14	5.21				5101-12B	FD51-1270-12	FD51-1272-12	37
	-16	1-11 1/2	5.98				5101-16B	FD51-1270-16	FD51-1272-16	38
	-20	1 1/4-11 1/2	6.31				5101-20B	FD51-1270-20	FD51-1272-20	39
	-24	1 1/2-11 1/2	6.52				5101-24B	FD51-1270-24	FD51-1272-24	40
<b>Repair Kit</b> Each kit will repair male and female halves.	-4						FF098-04	FF095-04	FF097-04	41
	-6, -8						FF098-08	FF095-08	FF097-08	42
	-10, -12						FF098-12	FF095-12	FF097-12	43
	-16						FF098-16	FF095-16	FF097-16	44
	-20						FF098-20	FF095-20	FF097-20	45
	-24						FF098-24	FF095-24	FF097-24	46

\*Viton is a DuPont trademark.



For component part number breakdown and service instructions, request bulletin JB41.

5100 Series	Coupling Size	Thread Size (P)	Dimensional Data				Part Number			Line Ref.		
			A	B	①	②	Buna-N	Viton**	EPR			
<b>Complete Coupling With Flange/With Wing Nut/ Female Pipe</b> 	-4	1/8-27	3.24				5100-4B			1		
	-6	1/4-18	4.11				5100-6B			2		
	-8	3/8-18	4.11				5100-8B			3		
	-10	1/2-14	5.21				5100-10B			4		
	-12	3/4-14	5.21				5100-12B			5		
	-16	1-11 1/2	5.99				5100-16B			6		
	-20	1 1/4-11 1/2	6.33				5100-20B			7		
	-24	1 1/2-11 1/2	6.54				5100-24B			8		
<b>Complete Coupling Less Flange/With Hex Nut/ Female Pipe</b> 	-4	1/8-27	3.20				5111-4B	FD51-1271-04	FD51-1273-04	9		
	-6	1/4-18	4.11				5111-6B	FD51-1271-06	FD51-1273-06	10		
	-8	3/8-18	4.11				5111-8B	FD51-1271-08	FD51-1273-08	11		
	-10	1/2-14	5.21				5111-10B	FD51-1271-10	FD51-1273-10	12		
	-12	3/4-14	5.21				5111-12B	FD51-1271-12	FD51-1273-12	13		
	-16	1-11 1/2	5.98				5111-16B	FD51-1271-16	FD51-1273-16	14		
	-20	1 1/4-11 1/2	6.31				5111-20B	FD51-1271-20	FD51-1273-20	15		
	-24	1 1/2-11 1/2	6.52				5111-24B	FD51-1271-24	FD51-1273-24	16		
<b>Complete Coupling With Flange/With Hex Nut/ Female Pipe</b> 	-4	1/8-27	3.20				5110-4B			17		
	-6	1/4-18	4.11				5110-6B			18		
	-8	3/8-18	4.11				5110-8B			19		
	-10	1/2-14	5.21				5110-10B			20		
	-12	3/4-14	5.21				5110-12B			21		
	-16	1-11 1/2	5.98				5110-16B			22		
	-20	1 1/4-11 1/2	6.31				5110-20B			23		
	-24	1 1/2-11 1/2	6.52				5110-24B			24		
<b>Repair Kit</b> Each kit will repair male and female halves.	-4						FF098-04	FF095-04	FF097-04	25		
	-6, -8						FF098-08	FF095-08	FF097-08	26		
	-10, -12						FF098-12	FF095-12	FF097-12	27		
	-16						FF098-16	FF095-16	FF097-16	28		
	-20						FF098-20	FF095-20	FF097-20	29		
	-24						FF098-24	FF095-24	FF097-24	30		
<b>Accessories</b>	<b>Dust Cap with Chain*</b>						<b>Dust Cap with Chain</b>	<b>Dust Plug with Chain</b>	<b>6 Bolt Flange</b>	31		
			-4					5100-S7-5	5100-S9-5		32	
			-6, -8						5100-S7-8	5100-S9-8		33
			-10, -12						5100-S7-12	5100-S9-12		34
			-16						5100-S7-16	5100-S9-16		35
			-20						5100-S7-20	5100-S9-20		36
			-24						5100-S7-24	5100-S9-24		37
											38	
											39	
	<b>6 Bolt Flange†</b> 	-4		.201	1.44					150-22-5	40	
-6, -8			.201	1.69					150-22-8	41		
-10, -12			.201	2.12					150-22-12	42		
-16			.201	2.38					150-22-16	43		
-20			.201	2.62					150-22-20	44		
-24			.201	3.25					5100-22-24S	45		

†6 Bolt Flange-holes equally spaced. (See "A" for bolt hole diameter, and "B" for bolt circle diameter).  
 \*To order caps and plugs without chain, order cap by part number 5100-32-(size) and plug by part number 5100-41-(size).  
 \*\*Viton is a DuPont trademark.