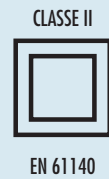
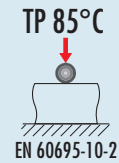
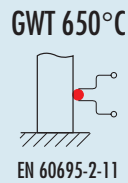
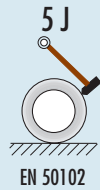
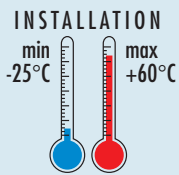


## WALL BOXES IN GWPLAST 75 - GWT 650°C



44 CE RANGE

### WALLS WITH CABLE GLAND - IP44 AND IP55



#### JUNCTION BOXES WITH PLAIN PRESS-ON LID - IP44 - GREY RAL 7035

Code	Internal dim. LxHxD (mm)	Entries No. holes / Ø	Pack Carton
GW 44 001	Ø 65x35	4 / 23	5/280
GW 44 002	Ø 80x40	4 / 23	5/135
GW 44 003	80 x 80 x 40	6 / 23	5/90



#### JUNCTION BOXES WITH PLAIN QUICK FIXING LID - IP55 - GREY RAL 7035

Code	Internal dim. LxHxD (mm)	Entries No. holes / Ø	Lid screws (number/type)	Pack Carton
GW 44 024	100x100x50	6 / 29	4 insul. a 1/4 turn	66
GW 44 026	150x110x70	10 / 29	4 insul. a 1/4 turn	40



#### JUNCTION BOXES WITH PLAIN SCREW-ON LID - IP55 - GREY RAL 7035

Code	Internal dim. LxHxD (mm)	Entries No. holes / Ø	Lid screws (number/type)	Pack Carton
GW 44 004	100 x 100 x 50	6 / 29	4 - Stainless steel	1/66
GW 44 005	120 x 80 x 50	6 / 29	4 - Stainless steel	66
GW 44 006	150 x 110 x 70	10 / 29	4 - Stainless steel	40
GW 44 007	190 x 140 x 70	10 / 37	4 insul. sealable hinged	24
GW 44 008	240 x 190 x 90	12 / 37	4 insul. sealable hinged	12
GW 44 009	300 x 220 x 120	12 / 48	4 insul. sealable hinged	6
GW 44 010	380 x 300 x 120	12 / 48	4 insul. sealable hinged	4
GW 44 011	460 x 380 x 120	14 / 48	6 insul. sealable hinged	3

ACCESSORIES SUPPLIED: GW44011, screwcaps for double insulation.

### SMOOTH WALLS - IP55 AND IP56



#### JUNCTION BOXES WITH PLAIN QUICK FIXING LID - IP55 - GREY RAL 7035

H<sub>alogen</sub> F<sub>ree</sub>

Code	Internal dim. LxHxD (mm)	Practicable holes Ø max.	Lid screws (number/type)	Characteristics	Pack Carton
GW 44 234	100x100x50	29 mm	4 insul. a 1/4 turn	Halogen Free	1/105
GW 44 236	150x110x70	29 mm	4 insul. a 1/4 turn	Halogen Free	1/50



#### JUNCTION BOXES WITH LOW, SCREWED COVER - IP56 - GREY RAL 7035

H<sub>alogen</sub> F<sub>ree</sub>

Code	Internal dim. LxHxD (mm)	Practicable holes Ø max.	Lid screws (number/type)	Characteristics	Pack Carton
GW 44 204	100 x 100 x 50	29 mm	4 - Stainless steel	Halogen Free	105
GW 44 205	120 x 80 x 50	29 mm	4 - Stainless steel	Halogen Free	91
GW 44 206	150 x 110 x 70	29 mm	4 - Stainless steel	Halogen Free	50
GW 44 207	190 x 140 x 70	37 mm	4 insul. sealable hinged	Halogen Free	30

TO BE CONTINUED ON NEXT PAGE

# 44 CE RANGE

WATERTIGHT SURFACE-MOUNTING JUNCTION BOXES



(TO BE CONTINUED)

## JUNCTION BOXES WITH LOW, SCREWED COVER - IP56 - GREY RAL 7035

Code	Internal dim. LxHxD (mm)	Practicable holes Ø max.	Lid screws (number/type)	Characteristics	Pack Carton
GW 44 208	240 x 190 x 90	37 mm	4 insul. sealable hinged	Halogen Free	14
GW 44 209	300 x 220 x 120	48 mm	4 insul. sealable hinged	Halogen Free	6
GW 44 210	380 x 300 x 120	48 mm	4 insul. sealable hinged	Halogen Free	4
GW 44 211	460 x 380 x 120	48 mm	6 insul. sealable hinged	Halogen Free	3

ACCESSORIES SUPPLIED: GW44211, screwcaps for double insulation.

GW44217



## JUNCTION BOXES WITH HIGH, SCREWED COVER - IP56 - GREY RAL 7035


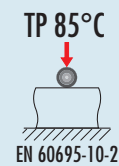
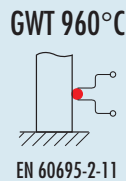
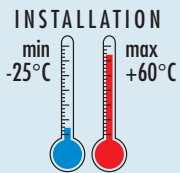
H<sub>alogen</sub> F<sub>ree</sub>

Code	Internal dim. LxHxD (mm)	Practicable holes Ø max.	Lid screws (number/type)	Characteristics	Pack Carton
GW 44 214	100 x 100 x 120	29 mm	4 - Stainless steel	Halogen Free	45
GW 44 215	120 x 80 x 120	29 mm	4 - Stainless steel	Halogen Free	55
GW 44 216	150 x 110 x 140	29 mm	4 - Stainless steel	Halogen Free	24
GW 44 217	190 x 140 x 140	37 mm	4 insul. sealable hinged	Halogen Free	16
GW 44 218	240 x 190 x 160	37 mm	4 insul. sealable hinged	Halogen Free	12
GW 44 219	300 x 220 x 180	48 mm	4 insul. sealable hinged	Halogen Free	7
GW 44 220	380 x 300 x 180	48 mm	4 insul. sealable hinged	Halogen Free	3
GW 44 221	460 x 380 x 180	48 mm	6 insul. sealable hinged	Halogen Free	2

ACCESSORIES SUPPLIED: GW44211, screwcaps for double insulation.

44 CE RANGE

## WALL BOXES IN GWPLAST 75 - GWT 960°C



## BOXES FOR SAFETY CIRCUIT

### JUNCTION BOXES WITH PLAIN PRESS-ON LID - IP44

#### - BOX RED RAL 3000, LID AND CABLE-GLAND GREY RAL 7035

Code	Internal dim. LxHxD (mm)	Entries No. holes / Ø	Pack Carton
GW 44 051 R	Ø 65x35	4 / 23	5/280
GW 44 053 R	80x80x40	6 / 23	5/90

GW44053R



### JUNCTION BOXES WITH PLAIN QUICK FIXING LID - IP55

#### - BOX RED RAL 3000, LID AND CABLE-GLAND GREY RAL 7035

Code	Internal dim. LxHxD (mm)	Entries No. holes / Ø	Lid screws (number/type)	Pack Carton
GW 44 054 R	100x100x50	6 / 29	4 insul. α 1/4 turn	1/66
GW 44 056 R	150x110x70	10 / 29	4 insul. α 1/4 turn	1/40

GW44054R



## WALLS WITH CABLE GLAND - IP44 AND IP55

### JUNCTION BOXES WITH PLAIN PRESS-ON LID - IP44 - GREY RAL 7035

Code	Internal dim. LxHxD (mm)	Entries No. holes / Ø	Pack Carton
GW 44 051	Ø 65x35	4 / 23	5/280
GW 44 052	Ø 80x40	4 / 23	5/135
GW 44 053	80x80x40	6 / 23	5/90

GW44051



NEW

TECHNICAL CHARACTERISTICS FROM PAGE 984

# 44 CE RANGE

WATERTIGHT SURFACE-MOUNTING JUNCTION BOXES



GW44054



## JUNCTION BOXES WITH PLAIN QUICK FIXING LID - IP55 - GREY RAL 7035

Code	Internal dim. LxHxD (mm)	Entries No. holes / Ø	Lid screws (number/type)	Pack Carton
GW 44 054	100x100x50	6 / 29	4 insul. a 1/4 turn	66
GW 44 056	150x110x70	10 / 29	4 insul. a 1/4 turn	40

44 CE RANGE

GW44058



## JUNCTION BOXES WITH PLAIN SCREW-ON LID - IP55 - GREY RAL 7035

Code	Internal dim. LxHxD (mm)	Entries No. holes / Ø	Lid screws (number/type)	Pack Carton
GW 44 055	120 x 80 x 50	6 / 29	4 - Stainless steel	1/66
GW 44 057	190 x 140 x 70	10 / 37	4 insul. sealable hinged	24
GW 44 058	240 x 190 x 90	12 / 37	4 insul. sealable hinged	12
GW 44 059	300 x 220 x 120	12 / 48	4 insul. sealable hinged	1/6
GW 44 060	380 x 300 x 120	12 / 48	4 insul. sealable hinged	1/4
GW 44 061	460 x 380 x 120	14 / 58	4 insul. sealable hinged	1/3

ACCESSORIES SUPPLIED: GW44061, screwcaps for double insulation.

## SMOOTH WALLS - IP56

GW44277



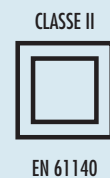
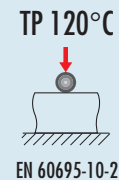
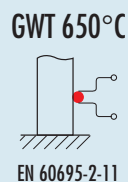
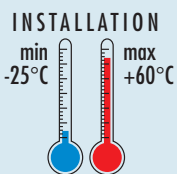
## JUNCTION BOXES AND ELECTRICAL/ELECTRONIC EQUIPMENT BOXES

### - LOW, SCREWED COVER - IP56 - GREY RAL 7035

Code	Internal dim. LxHxD (mm)	Practicable holes Ø max.	Lid screws (number/type)	Pack Carton
GW 44 274	100x100x50	29 mm	4 - Stainless steel	105
GW 44 275	120x80x50	29 mm	4 - Stainless steel	91
GW 44 276	150x110x70	29 mm	4 - Stainless steel	50
GW 44 277	190x140x70	37 mm	4 insul. sealable hinged	30
GW 44 278	240x190x90	37 mm	4 insul. sealable hinged	14
GW 44 279	300x220x120	48 mm	4 insul. sealable hinged	1/6
GW 44 280	380x300x120	48 mm	4 insul. sealable hinged	1/4
GW 44 281	460x380x 20	48 mm	6 insul. sealable hinged	1/3

ACCESSORIES SUPPLIED: GW44281, screwcaps for double insulation.

## WALL BOXES IN GWPLAST 120 - GWT 650°C FOR INDUSTRIAL USE



## BLANK COVER - IP56

GW44407



## BOXES WITH SMOOTH WALLS FOR JUNCTIONS AND FOR ELECTRICAL AND ELECTRONIC COMPONENTS - PLAIN LID - GREY RAL 7035

H<sub>alogen</sub> F<sub>ree</sub>

Code	Internal dim. LxHxD (mm)	Practicable holes Ø max.	Lid screws (number/type)	Characteristics	Pack Carton
GW 44 404	100 x 100 x 50	29 mm	4 - Stainless steel	Halogen Free	108
GW 44 405	120 x 80 x 50	29 mm	4 - Stainless steel	Halogen Free	108
GW 44 406	150 x 110 x 70	29 mm	4 - Stainless steel	Halogen Free	50
GW 44 407	190 x 140 x 70	37 mm	4 insul. sealable hinged	Halogen Free	32
GW 44 408	240 x 190 x 90	37 mm	4 insul. sealable hinged	Halogen Free	14
GW 44 409	300 x 220 x 120	48 mm	4 insul. sealable hinged	Halogen Free	6
GW 44 410	380 x 300 x 120	48 mm	4 insul. sealable hinged	Halogen Free	4
GW 44 411	460 x 380 x 120	48 mm	6 insul. sealable hinged	Halogen Free	3

ACCESSORIES SUPPLIED: GW44211, screwcaps for double insulation.

NEW

TECHNICAL CHARACTERISTICS FROM PAGE 984

GW44417



## BOXES WITH SMOOTH WALLS FOR JUNCTIONS AND FOR ELECTRICAL AND ELECTRONIC COMPONENTS - DEEP LID - GREY RAL 7035

H<sub>alogen</sub> F<sub>ree</sub>


Code	Internal dim. LxHxD (mm)	Practicable holes Ø max.	Lid screws (number/type)	Characteristics	Pack Carton
GW 44 414	100 x 100 x 120	29 mm	4 - Stainless steel	Halogen Free	45
GW 44 415	120 x 80 x 120	29 mm	4 - Stainless steel	Halogen Free	55
GW 44 416	150 x 110 x 140	29 mm	4 - Stainless steel	Halogen Free	24
GW 44 417	190 x 140 x 140	37 mm	4 insul. sealable hinged	Halogen Free	16
GW 44 418	240 x 190 x 160	37 mm	4 insul. sealable hinged	Halogen Free	12
GW 44 419	300 x 220 x 180	48 mm	4 insul. sealable hinged	Halogen Free	7
GW 44 420	380 x 300 x 180	48 mm	4 insul. sealable hinged	Halogen Free	3
GW 44 421	460 x 380 x 180	48 mm	6 insul. sealable hinged	Halogen Free	2

ACCESSORIES SUPPLIED: GW44211, screwcaps for double insulation.

44 CE RANGE

## TRANSPARENT COVER - IP56

GW44427



## BOXES WITH SMOOTH WALLS FOR JUNCTIONS AND FOR ELECTRICAL AND ELECTRONIC COMPONENTS - PLAIN LID - GREY RAL 7035

H<sub>alogen</sub> F<sub>ree</sub>

Code	Internal dim. LxHxD (mm)	Practicable holes Ø max.	Lid screws (number/type)	Characteristics	Pack Carton
GW 44 426	150 x 110 x 70	29 mm	4 - Stainless steel	Halogen Free	50
GW 44 427	190 x 140 x 70	37 mm	4 insul. sealable hinged	Halogen Free	32
GW 44 428	240 x 190 x 90	37 mm	4 insul. sealable hinged	Halogen Free	14
GW 44 429	300 x 220 x 120	48 mm	4 insul. sealable hinged	Halogen Free	6
GW 44 430	380 x 300 x 120	48 mm	4 insul. sealable hinged	Halogen Free	4
GW 44 431	460 x 380 x 120	48 mm	6 insul. sealable hinged	Halogen Free	3

ACCESSORIES SUPPLIED: GW44431, screwcaps for double insulation.

GW44437



## BOXES WITH SMOOTH WALLS FOR JUNCTIONS AND FOR ELECTRICAL AND ELECTRONIC COMPONENTS - DEEP LID - GREY RAL 7035

Code	Internal dim. LxHxD (mm)	Practicable holes Ø max.	Lid screws (number/type)	Characteristics	Pack Carton
GW 44 436	150 x 110 x 140	29 mm	4 - Stainless steel	Halogen Free	24
GW 44 437	190 x 140 x 140	37 mm	4 insul. sealable hinged	Halogen Free	16
GW 44 438	240 x 190 x 160	37 mm	4 insul. sealable hinged	Halogen Free	12
GW 44 439	300 x 220 x 180	48 mm	4 insul. sealable hinged	Halogen Free	7
GW 44 440	380 x 300 x 180	48 mm	4 insul. sealable hinged	Halogen Free	3
GW 44 441	460 x 380 x 180	48 mm	6 insul. sealable hinged	Halogen Free	2

ACCESSORIES SUPPLIED: GW44441, screwcaps for double insulation.

## COMPLEMENTARY ITEMS

### BACK-MOUNTING PLATES

GW44615



#### BACK-MOUNTING PLATE IN GALVANISED STEEL WITH SELF-TAPPING FIXING SCREWS

Code	For boxes LxH dim. (mm)	Pack Carton
GW 44 615	190 x 140	20
GW 44 616	240 x 190	20
GW 44 617	300 x 220	20
GW 44 618	380 x 300	5
GW 44 619	460 x 380	5

GW44625



#### BACK-MOUNTING PLATE IN INSULATED MATERIAL WITH SELF-TAPPING FIXING SCREWS

Code	For boxes LxH dim. (mm)	Pack Carton
GW 44 625	190 x 140	20
GW 44 626	240 x 190	20
GW 44 627	300 x 220	20
GW 44 628	380 x 300	4
GW 44 629	460 x 380	5

### INSTALLATION AND COUPLING ELEMENTS

GW44622



#### INSULATING SCREW CAPS

Code	Description	Characteristics	Pack Carton
GW 44 622	Screwcap Ø16 mm	Halogen Free	10/100
GW 44 623	Screwcap Ø25 mm	Halogen Free	10/100

**APPLICATIONS:** to maintain double insulation in the case of fixing boxes, enclosures and other GEWISS products on metal supports.

GW44621



#### WALL FIXING BRACKET, COMPLETE WITH SELF-TAPPING SCREWS

Code	For boxes LxH dim. (mm)	Characteristics	Pack Carton
GW 44 621	190x140 240x190 300x220 380x300 460x380	Halogen Free	40/480

**APPLICATIONS:** to maintain double insulation in the case of fixing boxes, enclosures and other GEWISS products on metal supports.

GW44620



#### WATERTIGHT COUPLER - IP56

Code	For boxes LxH dim. (mm)	For holes Ø (mm)	Ø ring nut (mm)	Internal Ø (mm)	Length (mm)	Pack Carton
GW 44 620	300x220 380x300 460x380	48	58.5	39	37.5	10/160

GW50428



#### FLEXIBLE POLYMER CABLE GLAND GREY RAL 7035 - IP55 50 AC RANGE

Code	For ext. conduits max (mm)	Mounting hole Ø (mm)	Pack Carton
GW 50 428	16	20	100/1000
GW 50 429	20	23	100/1000
GW 50 430	25	29	100/1000
GW 50 431	32	37	50/500
GW 50 432	40	48	35/350

GW52401



#### MULTI-DIAMETER DRILL MILLING CUTTER IN HSS STEEL TO DRILL BOXES, BOARDS AND TRUNKING IN INSULATING MATERIAL

Code	Description	Ø	Pack Carton
GW 52 401	Drill milling cutter	From 3,5 to 40	1/4