

Current/voltage measuring module V2; set current 20...200 A; voltage measurement up to 690 V; overall width 120 mm; straight-through transformer; requires basic unit pro V PB in version -ZB01 or pro V EIP



Figure similar

Product brand name	SIRIUS
Product designation	Current/voltage measuring module
General technical data	
Product function	
• Current measurement	Yes
• voltage measurement	Yes
• active power measurement	Yes
• Power measurement	Yes
• frequency measurement	Yes
Product component	
• input for thermistor connection	No
Insulation voltage	
• with degree of pollution 3 rated value	690 V
Surge voltage resistance rated value	6 000 V
Protection class IP	IP20
Shock resistance	
• acc. to IEC 60068-2-27	15g / 11 ms

Vibration resistance	1-6 Hz / 15 mm; 6-500 Hz / 2 g
Equipment marking	F
<ul style="list-style-type: none"> • acc. to DIN EN 81346-2 	

Electromagnetic compatibility

EMC emitted interference	class A
<ul style="list-style-type: none"> • acc. to IEC 60947-1 	
EMI immunity acc. to IEC 60947-1	corresponds to degree of severity 3
Conducted interference	
<ul style="list-style-type: none"> • due to burst acc. to IEC 61000-4-4 	2 kV
<ul style="list-style-type: none"> • due to conductor-earth surge acc. to IEC 61000-4-5 	2 kV
<ul style="list-style-type: none"> • due to conductor-conductor surge acc. to IEC 61000-4-5 	1 kV
Field-bound parasitic coupling acc. to IEC 61000-4-3	10 V/m

Inputs/ Outputs

Number of outputs as contact-affected switching element	0
--	---

Protective and monitoring functions

Product function	
<ul style="list-style-type: none"> • power factor monitoring 	Yes
<ul style="list-style-type: none"> • voltage detection 	Yes

Motor protection functions

Product function	
<ul style="list-style-type: none"> • Current detection 	Yes
<ul style="list-style-type: none"> • Overload protection 	Yes

Precision

Measuring precision	
<ul style="list-style-type: none"> • of frequency measurement 	+/- 1.5 %, 15 ... 400 A, 0.85 x 110 V ... 1.1 x 690 V (line-to-line voltages), cos phi (0.5...1), 50/60 Hz, 25 °C
<ul style="list-style-type: none"> • for current measurement 1 	+/- 1.5 %, in range 15 A ... 400 A, 50/60 Hz, 25 °C
Temperature drift per °C	0.01 %/°C

Installation/ mounting/ dimensions

Mounting position	any
Mounting type	screw and snap-on mounting
Height	95 mm
Width	120 mm
Depth	145 mm
Required spacing	
<ul style="list-style-type: none"> • top 	30 mm
<ul style="list-style-type: none"> • bottom 	30 mm
<ul style="list-style-type: none"> • left 	0 mm

- right

0 mm

Connections/Terminals

Type of electrical connection	
<ul style="list-style-type: none"> • for main current circuit • for auxiliary and control current circuit 	<p>straight-through transformers</p> <p>screw-type terminals</p>
Type of electrical connection at the measurement inputs for voltage	screw-type terminals
Type of connectable conductor cross-sections at the measurement inputs for voltage	
<ul style="list-style-type: none"> • finely stranded with core end processing • solid • at AWG conductors solid 	<p>1x (0.5 ... 2.5 mm²), 2x (0.5 ... 1.5 mm²)</p> <p>1x (0.5 ... 4 mm²), 2x (0.5 ... 2.5 mm²)</p> <p>1x (20 ... 12), 2x (20 ... 14)</p>
Tightening torque at the measurement inputs for voltage	0.8 ... 1.2 N·m
Tightening torque [lbf·in] at the measurement inputs for voltage	7 ... 10.3 lbf·in

Ambient conditions

Installation altitude at height above sea level	
<ul style="list-style-type: none"> • 1 maximum • 2 maximum • 3 maximum 	<p>2 000 m</p> <p>3 000 m; No protective separation at 50 °C</p> <p>4 000 m; No protective separation at 40 °C</p>
Ambient temperature	
<ul style="list-style-type: none"> • during operation • during storage • during transport 	<p>-25 ... +60 °C</p> <p>-40 ... +80 °C</p> <p>-40 ... +80 °C</p>
Environmental category	
<ul style="list-style-type: none"> • during operation acc. to IEC 60721 • during storage acc. to IEC 60721 • during transport acc. to IEC 60721 	<p>3K6 (no formation of ice, no condensation, relative humidity 10 ... 95%), 3C3 (no salt mist), 3S2 (sand must not get into the devices), 3M6</p> <p>1K6 (no condensation, relative humidity 10 ... 95%), 1C2 (no salt mist), 1S2 (sand must not get into the devices), 1M4</p> <p>2K2, 2C1, 2S1, 2M2</p>
Relative humidity	
<ul style="list-style-type: none"> • during operation 	10 ... 95 %

Short-circuit protection

Product function Short circuit protection	No
--	----

Main circuit

Number of poles for main current circuit	3
Adjustable pick-up value current of the current-dependent overload release	20 ... 200 A
Operating voltage	
<ul style="list-style-type: none"> • at AC 	

— at 50 Hz rated value 110 ... 690 V
 — at 60 Hz rated value 110 ... 690 V

Operating frequency rated value 50 ... 60 Hz

Control circuit/ Control

Type of voltage AC

Type of voltage of the control supply voltage AC

Certificates/approvals

General Product Approval	EMC	For use in hazardous locations
--------------------------	-----	--------------------------------



For use in hazardous locations	Declaration of Conformity	Test Certificates	Shipping Approval
--------------------------------	---------------------------	-------------------	-------------------

[Explosion Protection Certificate](#)



[Type Test Certificates/Test Report](#)

[Special Test Certificate](#)



Shipping Approval	other
-------------------	-------



[Confirmation](#)

[PROFIsafe-Certification](#)



Profibus

[PROFINET-Certification](#)

Further information

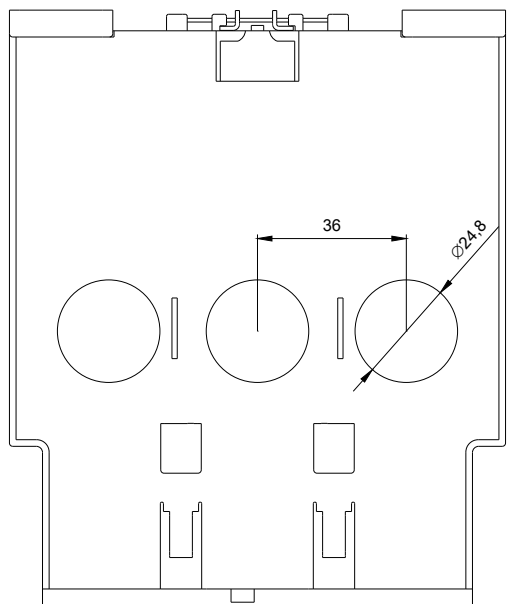
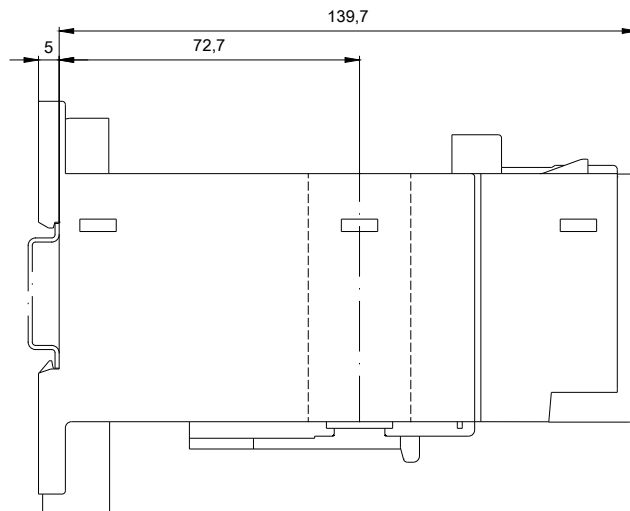
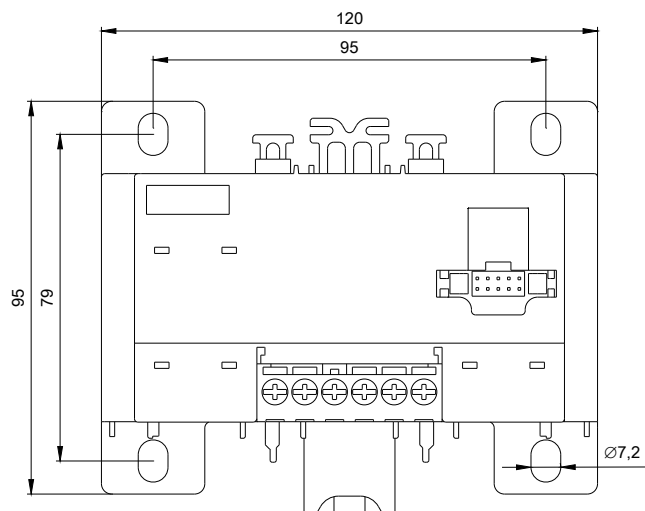
Information- and Downloadcenter (Catalogs, Brochures,...)
<http://www.siemens.com/industrial-controls/catalogs>

Industry Mall (Online ordering system)
<https://mall.industry.siemens.com/mall/en/en/Catalog/product?mlfb=3UF7113-1AA01-0>

Cax online generator
<http://support.automation.siemens.com/WW/CAXorder/default.aspx?lang=en&mlfb=3UF7113-1AA01-0>

Service&Support (Manuals, Certificates, Characteristics, FAQs,...)
<https://support.industry.siemens.com/cs/ww/en/ps/3UF7113-1AA01-0>

Image database (product images, 2D dimension drawings, 3D models, device circuit diagrams, EPLAN macros, ...)
http://www.automation.siemens.com/bilddb/cax_de.aspx?mlfb=3UF7113-1AA01-0&lang=en



last modified:

09/25/2017