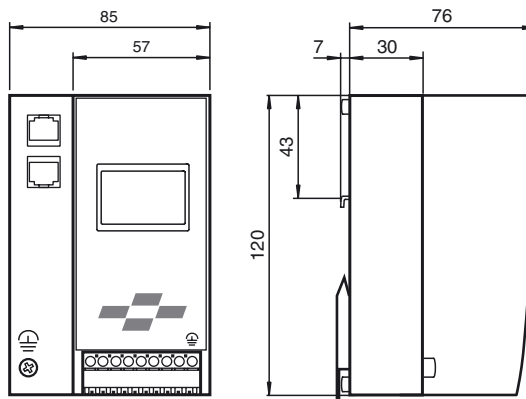
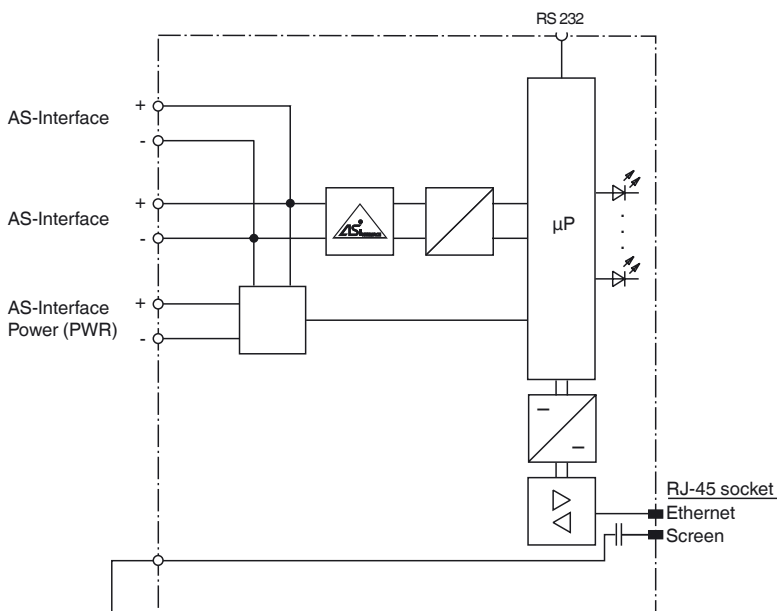




Dimensions



Electrical connection



At the cable for power supply no slaves or repeaters may be attached.
At the cable for AS-Interface circuit no power supplies or further masters may be attached.

Model number

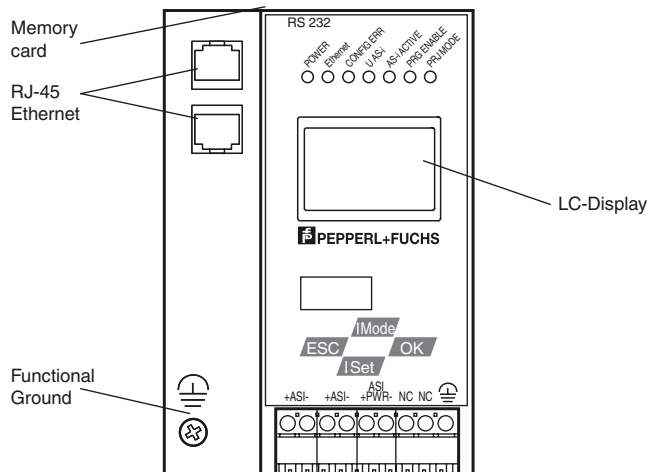
VBG-PN-K20-D

PROFINET Gateway with integrated switch

Features

- Gateway compliant with AS-Interface specification 3.0
- Connection to PROFINET IO
- Fault diagnosis via LEDs and graphic display
- Easy commissioning by graphic display
- AS-Interface monitor or extended AS-Interface diagnostic read via display
- Duplicate addressing detection
- Earth fault detection
- AS-Interface noise detection
- All AS-Interface functions possible via Ethernet
- Commissioning, locally on the gateway or via AS-i Control Tools software
- Ethernet diagnostic interface

Indicating / Operating means



Release date: 2014-03-10 11:28 Date of issue: 2014-03-10 216181_Leng.xml

Refer to "General Notes Relating to Pepperl+Fuchs Product Information".

Pepperl+Fuchs Group
www.pepperl-fuchs.com

USA: +1 330 486 0001
fa-info@us.pepperl-fuchs.com

Germany: +49 621 776 4411
fa-info@de.pepperl-fuchs.com

Singapore: +65 6779 9091
fa-info@sg.pepperl-fuchs.com

Technical data**General specifications**

AS-Interface specification	V3.0
Duplicate address detection	from AS-Interface slaves
Earth fault detection	EFD integrated
EMC monitoring	integrated
Diagnostics function	Extended function via display
UL File Number	E223772

Functional safety related parameters

MTTF _d	105 a at 30 °C
-------------------	----------------

Indicators/operating means

Display	Illuminated graphical LC display for addressing and error messages
LED ETHERNET	ethernet active; LED green
LED AS-i ACTIVE	AS-Interface operation normal; LED green
LED CONFIG ERR	configuration error; LED red
LED PRG ENABLE	autom. programming; LED green
LED POWER	voltage ON; LED green
LED PRJ MODE	projecting mode active; LED yellow
LED U AS-i	AS-Interface voltage; LED green
Switch SET	Selection and setting of a slave address
OK button	Mode selection traditional-graphical/confirmation
Button MODE	Mode selection PRJ-operation/save configuration/cursor
ESC button	Mode selection traditional-graphical/cancel

Electrical specifications

Insulation voltage	U _i	≥ 500 V
Rated operating voltage	U _e	from AS-Interface
Rated operating current	I _e	≤ 300 mA from AS-Interface

Interface 1

Interface type	PROFINET I / O device (IRT)
Physical	2 x RJ-45
Protocol	Media Redundancy Protocol (MRP)
Transfer rate	10 MBit/s / 100 MBit/s , Automatic baud rate detection

Interface 2

Interface type	RS 232, serial Diagnostic Interface
Transfer rate	19,2 kBit/s

Interface 3

Interface type	Chip card slot
----------------	----------------

Connection

PROFINET	RJ-45
AS-Interface	removable spring clamp terminals

Ambient conditions

Ambient temperature	0 ... 55 °C (32 ... 131 °F)
Storage temperature	-25 ... 85 °C (-13 ... 185 °F)

Mechanical specifications

Degree of protection	IP20
Mass	500 g
Construction type	Low profile housing , Stainless steel

Compliance with standards and directives

Directive conformity	
EMC Directive 2004/108/EC	EN 61000-6-2:2005, EN 61000-6-4:2007
Standard conformity	
Electromagnetic compatibility	EN 61000-6-2:2005, EN 61000-6-4:2007
AS-Interface	EN 50295:1999
Degree of protection	EN 60529:2000
Shock and impact resistance	EN 61131-2:2004
Standards	EN 61000-6-2:2005, EN 61000-6-4:2007

Notes

In an AS-Interface network only one device can be operated earth fault detection. If there are many devices in an AS-Interface network, this can lead to the earth fault monitoring response threshold becoming less sensitive.

Function

The VBG-PN-K20-D is a PROFINET Gateway in accordance with AS-Interface Specification 3.0, to IP20, and is used for the connection of AS-Interface systems to the higher level PROFINET controller. Its construction is particularly suitable for use in the control cabinet. The master is supplied from the AS-Interface cable.

On the AS-Interface gateway with graphics display, the commissioning of the AS-Interface circuit and also the test of the connected peripherals can be completely separated from the commissioning of the PROFINET and the programming. All the options available on the AS-Interface can be addressed via Ethernet. Local operation using the graphics displays and the 4 buttons enable all the functions to be represented on the display, which are covered by the other AS-Interface masters via the AS-i Control Tools software. An additional RS 232 socket provides the option of reading out data via gateway, network and function, direct from the gateway in the context of an extended local diagnosis. 7 LEDs, which are mounted on the front, indicate the current status of the AS-Interface network.

Every PROFINET gateway is supplied with a unique MAC-ID and supports the assignment of an IP address statically (via keypad) and dynamically (DHCP, Dynamic Host Configuration Protocol).

Accessories**VAZ-SW-ACT32**

Full version of the AS-I Control Tools including connection cable

USB-0,8M-PVC ABG-SUBD9

Interface converter USB/RS 232