



LOAD FEEDER FUSELESS DIRECT START, AC 400V, SZ. S0, 27...32A, AC 230V SCREW CONNECTION FOR RAIL MOUNTING, TYPE OF COORD. 2,IQ = 150KA (ALSO ACHIEVES TYPE OF COORD.1) 1NO+1NC (CONTACTOR)

product brand name	SIRIUS
Product designation	non-fused load feeders 3RA2
Manufacturer article number	
<ul style="list-style-type: none"> • of the supplied contactor • of the supplied circuit-breakers • of the supplied link module 	3RT2027-1AP00 3RV2021-4EA10 3RA2921-1AA00

General technical data:		
Insulation voltage		
<ul style="list-style-type: none"> • with degree of pollution 3 Rated value 	V	690
Shock resistance		
<ul style="list-style-type: none"> • acc. to IEC 60068-2-27 		6g / 11 ms
Surge voltage resistance Rated value	kV	6
Type of assignment		2
Protection class IP		
<ul style="list-style-type: none"> • on the front 		IP20

Main circuit:		
Number of poles for main current circuit		3
Adjustable response value current of the current-dependent overload release	A	27 ... 32
Operating voltage		
<ul style="list-style-type: none"> • Rated value • at AC-3 Rated value maximum 	V	690
	V	690
Operating frequency Rated value	Hz	50 ... 60
Operating current		
<ul style="list-style-type: none"> • at AC-3 		

— at 400 V Rated value	A	29
Operating power		
• at AC-3		
— at 400 V Rated value	W	15 000
— at 500 V Rated value	W	18 500
— at 690 V Rated value	W	30 000

Control circuit/ Control:

Control supply voltage with AC		
• at 50 Hz Rated value	V	230
Apparent holding power of the magnet coil with AC	V·A	9.8

Auxiliary circuit:

Product expansion Auxiliary switch		Yes
---	--	-----

Protective and monitoring functions:

Trip class		CLASS 10
Design of the overload circuit breaker		thermal (bimetallic)

UL/CSA ratings:

Full-load current (FLA) for three-phase AC motor		
• at 480 V Rated value	A	14
yielded mechanical performance [hp]		
• for three-phase AC motor at 220/230 V Rated value	metric hp	10
• for three-phase AC motor at 460/480 V Rated value	metric hp	20
• for three-phase AC motor at 575/600 V Rated value	metric hp	25

Short-circuit:

Product function Short circuit protection		Yes
Design of the short-circuit trip		magnetic
Conditional short-circuit current (I_q)		
• at 690 V acc. to IEC 60947-4-1 Rated value	A	2 000
• at 400 V acc. to IEC 60947-4-1 Rated value	A	153 000
• at 500 V acc. to IEC 60947-4-1 Rated value	A	5 000

Installation/ mounting/ dimensions:

mounting position		vertical
Mounting type		screw and snap-on mounting onto 35 mm standard mounting rail
Height	mm	193.1
Width	mm	45
Depth	mm	97.1
Required spacing		
• for grounded parts		

— forwards	mm	10
— Backwards	mm	0
— upwards	mm	30
— at the side	mm	9
— downwards	mm	10
• for live parts		
— forwards	mm	10
— Backwards	mm	0
— upwards	mm	30
— downwards	mm	10
— at the side	mm	9

Connections/ Terminals:

Type of electrical connection

- for main current circuit

screw-type terminals

Safety related data:

B10 value with high demand rate acc. to SN 31920 1 000 000

Proportion of dangerous failures

- with high demand rate acc. to SN 31920

% 73

Protection against electrical shock finger-safe

Mechanical data:

Size of the circuit-breaker S0

Size of load feeder S0

Ambient conditions:

Ambient temperature

- during operation °C -20 ... +60
- during storage °C -50 ... +80
- during transport °C -50 ... +80

Certificates/ approvals:

General Product Approval	For use in hazardous locations	Declaration of Conformity	Test Certificates
--------------------------	--------------------------------	---------------------------	-------------------



[Type Test Certificates/Test Report](#)

Test Certificates	Shipping Approval
-------------------	-------------------

[Declaration of the Compliance with the order](#)



Shipping Approval	other
-------------------	-------



[Declaration of Conformity](#)

[Environmental Confirmations](#)

[other](#)

Further information

Information- and Downloadcenter (Catalogs, Brochures,...)

<http://www.siemens.com/industrial-controls/catalogs>

Industry Mall (Online ordering system)

<http://www.siemens.com/industrymall>

Cax online generator

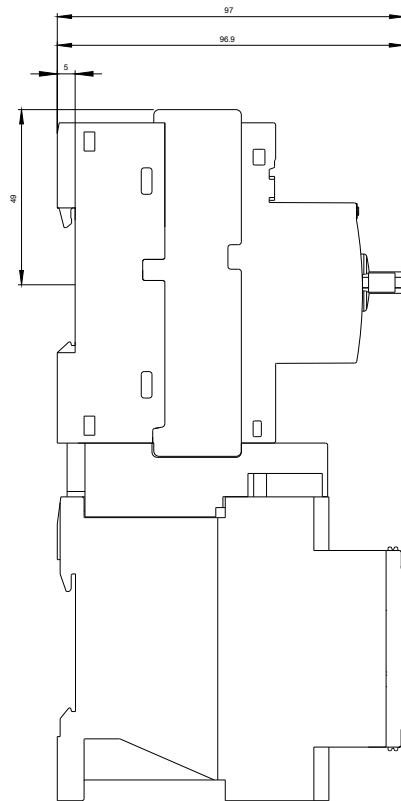
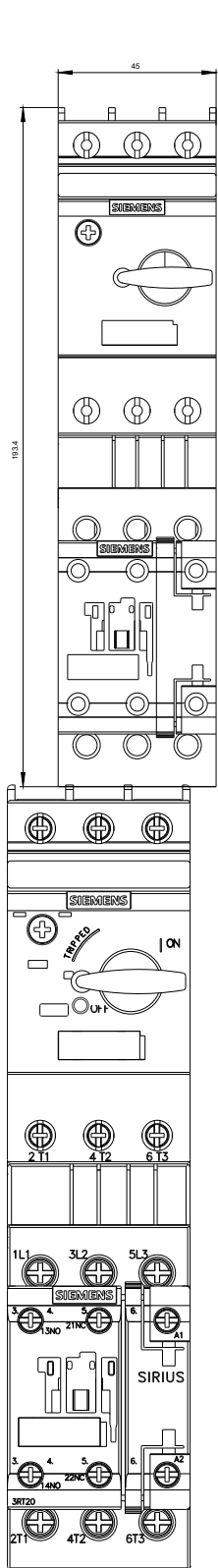
<http://support.automation.siemens.com/WW/CAXorder/default.aspx?lang=en&mfb=3RA21204EA270AP0>

Service&Support (Manuals, Certificates, Characteristics, FAQs,...)

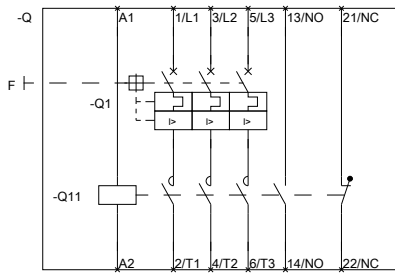
<http://support.automation.siemens.com/WW/view/en/3RA21204EA270AP0/all>

Image database (product images, 2D dimension drawings, 3D models, device circuit diagrams, EPLAN macros, ...)

http://www.automation.siemens.com/bilddb/cax_de.aspx?mfb=3RA21204EA270AP0&lang=en



DREIFACHHERABZWEIG, SICHERUNGSL.



DREIWECHSELER FÜR DRITTSCHWELLEN

last modified:

11.03.2015