
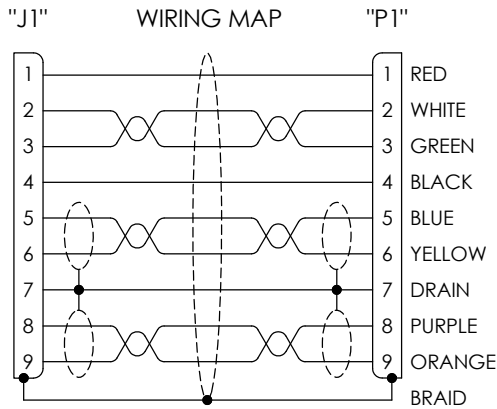
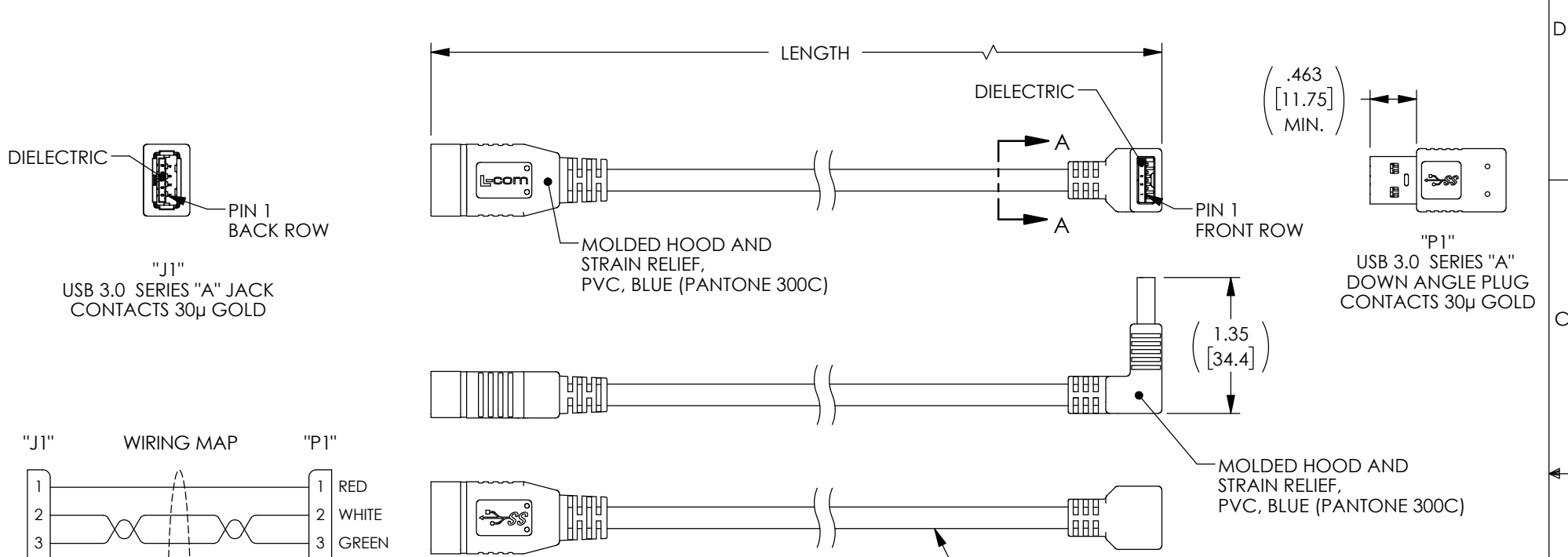


THE INFORMATION CONTAINED IN THIS DRAWING IS THE SOLE PROPERTY OF L-COM, INC. ANY REPRODUCTION IN PART OR WHOLE WITHOUT THE WRITTEN PERMISSION OF L-COM, INC. IS PROHIBITED.



SECTION A-A

REVISIONS			
REV	DESCRIPTION	DATE	APPROVED
A	REV A DRAWING RELEASED	10/09/2018	SLI



PART NUMBER	LENGTH METERS [FEET]
U3A00055-03M	0.3 [.98]
U3A00055-05M	0.5 [1.64]
U3A00055-075M	0.75 [2.46]
U3A00055-1M	1.0 [3.28]

UL STYLE 20276,
 (2) TWISTED PAIR, 30AWG WITH ALUM/POLY FOIL SHIELD AND DRAIN WIRE,
 (1) UNSHIELDED TWISTED PAIR, 30AWG,
 (2) CONDUCTORS, 24AWG,
 OVERALL ALUMINUM/MYLAR AND BRAIDED SHIELD,
 JACKET: PVC, BLUE (PANTONE 300C)
 (NOM DIA. .217" [5.5])

NOTES:

1. CABLE ASSEMBLY SHALL HAVE 360° SHIELD TERMINATION.
2. CABLE ASSEMBLY MUST MEET USB 3.0 REQUIREMENTS.
3. CABLE ASSEMBLY SHALL BE TESTED FOR CONTINUITY.
4. CABLE ASSEMBLY SHALL BE INDIVIDUALLY PACKAGED IN ACCORDANCE WITH L-COM SPECIFICATION PS-0031.

REGULATORY COMPLIANCE:
 CE2011/65/EU(RoHS DIRECTIVE)

UNLESS OTHERWISE SPECIFIED, DIMENSIONS ARE IN INCHES [mm] OVERALL CABLE LENGTH TOLERANCE: ≤12 [305] = +1 [25] / -0 >12 [305] ≤60 [1524] = +2 [51] / -0 >60 [1524] ≤120 [3048] = +4 [102] / -0 >120 [3048] ≤300 [7620] = +6 [152] / -0 >300 [7620] = +5% / -0% ALL OTHER DIMENSIONAL TOLERANCES: .X = ±.2 [5.08] .XX = ±.02 [51] .XXX = ±.005 [1.27]	APPROVALS	DATE	50 HIGH STREET NORTH ANDOVER, MA 01845
	DRAWN BY SLI	07/20/2017	
PROJECTION 	CHECKED BY BZHANG	07/20/2017	PRODUCT DESCRIPTION CA, USB3.0 A-F/90DN A-M
	APPROVED BY SPAN	07/20/2017	
SIZE A	FSCM NO. 43321	DWG. NO. U3A00055	REV. A
SCALE: NONE		CAD FILE: U3A00055.SLDDRW	SHEET 1 OF 1