

5mm LEDs

Order code	Manufacturer code	Description
55-0138	L-56BID	5MM HE RED FLASHING LED
55-0140	L-56BHD	5MM FLASHING RED LED
55-0142	L-56BGD	5MM GREEN FLASHING LED
55-0144	L-56BYD	5MM YELLOW FLASHING LED
77-1224	n/a	n/a

5mm LEDs	Page 1 of 6
The enclosed information is believed to be correct, Information may change 'without notice' due to product improvement. Users should ensure that the product is suitable for their use. E. & O. E.	Revision A 04/07/2003

Kingbright®

T-1 3/4 (5mm) BLINKING LED LAMPS

L-56BH BRIGHT RED

L-56BG GREEN

L-56BI HIGH EFFICIENCY RED

L-56BY YELLOW

L-56BSR SUPER BRIGHT RED

Features

- T-13/4 PACKAGE.
- WITH BUILT-IN BLINKING IC.
- OPERATION VOLTAGE FROM 3.5V TO 13V.
- BLINKING FREQUENCY FROM 2.5Hz TO 1.5Hz.

Description

The Bright Red source color devices are made with Gallium Phosphide Red Light Emitting Diode.

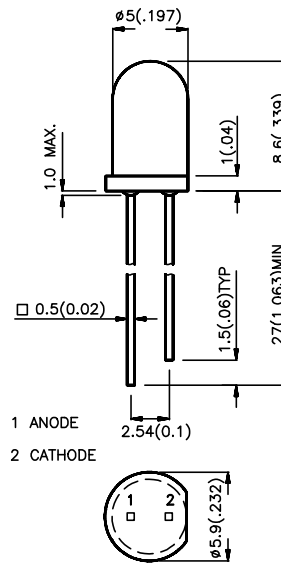
The Green source color devices are made with Gallium Phosphide Green Light Emitting Diode.

The High Efficiency Red source color devices are made with Gallium Arsenide Phosphide on Gallium Phosphide Orange Light Emitting Diode.

The Yellow source color devices are made with Gallium Arsenide Phosphide on Gallium Phosphide Yellow Light Emitting Diode.

The Super Bright Red source color devices are made with Gallium Aluminum Arsenide Red Light Emitting Diode.

Package Dimensions



Notes:

1. All dimensions are in millimeters (inches).
2. Tolerance is $\pm 0.25(0.01)$ unless otherwise noted.
3. Lead spacing is measured where the lead emerge package.
4. Specifications are subjected to change without notice.

Selection Guide

Part No.	Dice	Lens Type	Iv (mcd) @ VF=9V		Viewing Angle 2θ1/2
			Min.	Max.	
L-56BHD	BRIGHT RED (GaP)	RED DIFFUSED	2	8	60°
L-56BID	HIGH EFFICIENCY RED (GaAsP/GaP)	RED DIFFUSED	20	80	60°
L-56BGD	GREEN (GaP)	GREEN DIFFUSED	5	32	60°
L-56BYD	YELLOW (GaAsP/GaP)	YELLOW DIFFUSED	5	32	60°
L-56BSRD-B	SUPER BRIGHT RED (GaAlAs)	RED DIFFUSED	100	300	60°
L-56BSRC-E	SUPER BRIGHT RED (GaAlAs)	WATER CLEAR	400	900	30°

Note:

1. $\theta 1/2$ is the angle from optical centerline where the luminous intensity is 1/2 the optical centerline value.

2

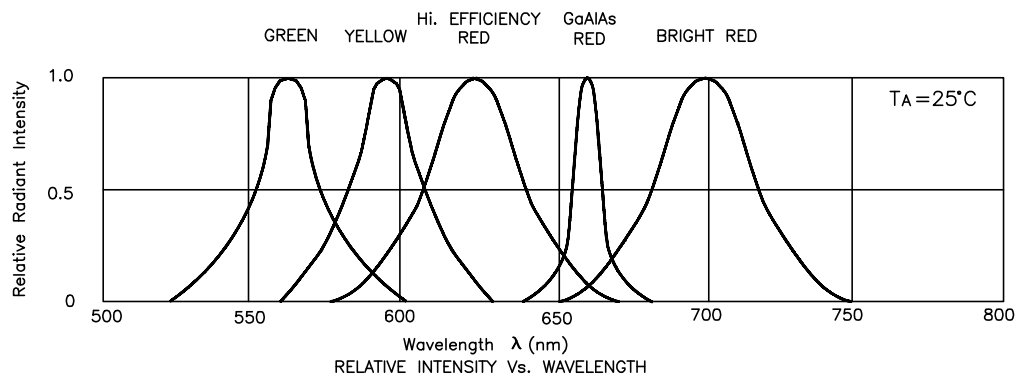
Electrical / Optical Characteristics at T_A=25°C

Symbol	Parameter	Device	Min.	Typ.	Max.	Units	Test Conditions
λ_{peak}	Peak Wavelength	Bright Red High Efficiency Red Green Yellow Super Bright Red		700 625 565 590 660		nm	IF=20mA
$\Delta\lambda_{1/2}$	Spectral Line Halfwidth	Bright Red High Efficiency Red Green Yellow Super Bright Red		45 45 30 35 20		nm	IF=20mA
V _F	Forward Voltage	All	3.5	9-12	13.0	V	Min. IF=6mA Typ. IF=38-56mA Max. IF=70mA
I _{SON}	Supply Current	All		6-70		mA	
f	Blink Frequency	All		2.5-1.5		Hz	

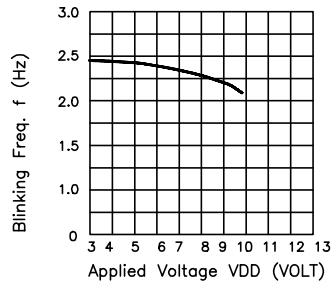
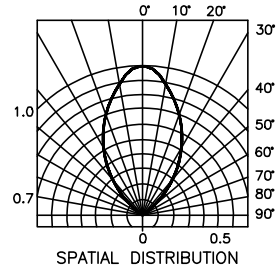
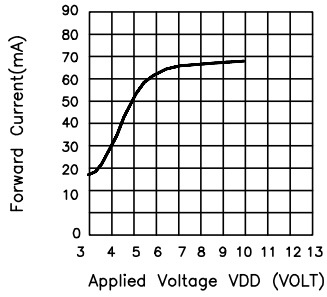
Absolute Maximum Ratings at T_A=25°C

Parameter	Bright Red	High Efficiency Red	Green	Yellow	Super Bright Red	Units
Power dissipation	200	200	200	200	200	mW
DC Forward Current	38-56	38-56	38-56	38-56	38-56	mA
Reverse Voltage	0.5	0.5	0.5	0.5	0.5	V
Operating Temperature	-40 °C To +70 °C					
Storage Temperature	-50 °C To +100 °C					
Lead Soldering Temperature [1]	260 °C For 5 Seconds					

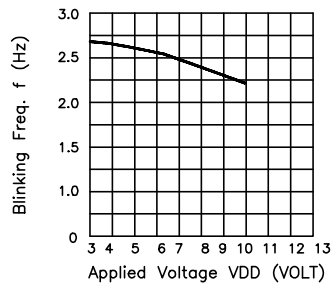
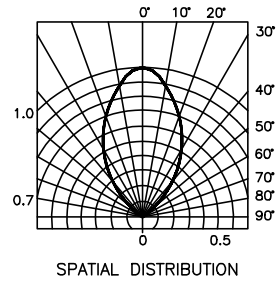
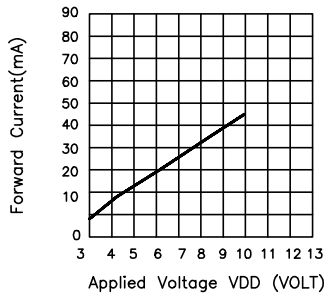
Note:
1. 4mm below package base.



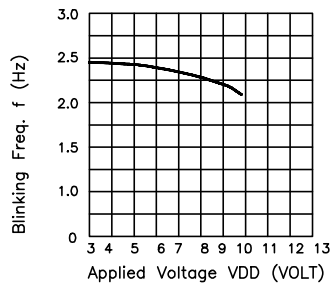
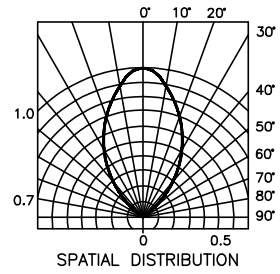
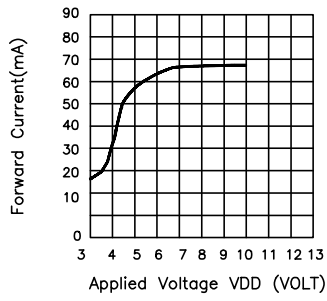
Bright Red L-56BHD



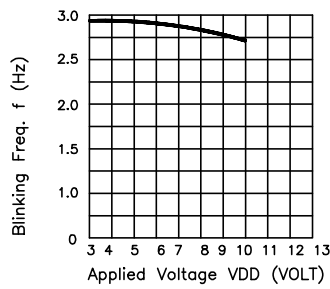
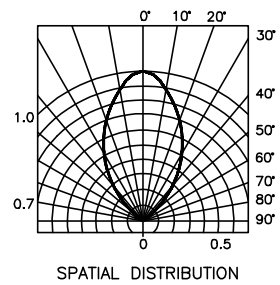
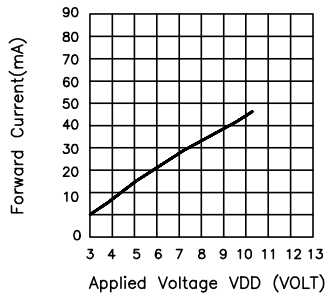
High Efficiency Red L-56BID



Green L-56BGD



Yellow L-56BYD



Super Bright Red L-56BSRD-B / L-56BSRC-E

