


STAR-DELTA COMB. WITH I/O-LINK AC3, 11KW/400V DC24V, 3-POLE SZ S0, SPRING-LOADED TERMINAL ELECTR. AND MECH. INTERLOCK 3NO+3NC INTEGR.



product brand name	SIRIUS
Product designation	star-delta (wye-delta) contactor assembly 3RA24
Manufacturer article number	
<ul style="list-style-type: none"> • 1 of the supplied contactor • 2 of the supplied contactor • 3 of the supplied contactor • of the supplied RS assembly kit • of the supplied function module for communication 	3RT2024-2BB40-0CC0 3RT2024-2BB40 3RT2024-2BB40 3RA2923-2BB2 3RA2711-2CA00

General technical data:

Insulation voltage		
<ul style="list-style-type: none"> • with degree of pollution 3 Rated value 	V	690
Degree of pollution		3
Shock resistance		9.8g / 5 ms and 5.9g / 10 ms
Surge voltage resistance Rated value	kV	6
Mechanical service life (switching cycles)		
<ul style="list-style-type: none"> • of the contactor typical • of the contactor with added auxiliary switch block typical 		10 000 000 10 000 000
Protection class IP		
<ul style="list-style-type: none"> • on the front 		IP20
Equipment marking		
<ul style="list-style-type: none"> • acc. to DIN EN 81346-2 		Q

Main circuit:

Number of poles for main current circuit		3
-------------------------------------------------	--	---

Number of NC contacts for main contacts		0
Number of NO contacts for main contacts		3
Operating voltage		
• at AC-3 Rated value maximum	V	690
Operating current		
• at AC-1		
— at 400 V at ambient temperature 40 °C Rated value	A	40
— at 400 V at ambient temperature 60 °C Rated value	A	35
• at AC-2 at 400 V Rated value	A	25
• at AC-3		
— at 400 V Rated value	A	25
Operating power		
• at AC-2 at 400 V Rated value	kW	11
• at AC-4 at 400 V Rated value	kW	2
Operating power		
• at AC-3		
— at 400 V Rated value	kW	11
— at 500 V Rated value	kW	15.6
— at 690 V Rated value	kW	19
Operating frequency		
• at AC-3 maximum	1/h	1 000
No-load switching frequency	1/h	1 500

Control circuit/ Control:

Type of voltage of the control supply voltage		DC
Control supply voltage 1		
• for DC Rated value	V	24
Operating range factor control supply voltage rated value of the magnet coil for DC		0.8 ... 1.1
Design of the surge suppressor		with varistor
Closing power of the magnet coil for DC	W	5.9
Holding power of the magnet coil for DC	W	5.9

Auxiliary circuit:

Number of NC contacts		
• for auxiliary contacts		
— instantaneous contact		3
— lagging switching		0
Number of NO contacts		
• for auxiliary contacts		
— instantaneous contact		3
— leading contact		0

Product expansion Auxiliary switch		No
Operating current of the auxiliary contacts at AC-12 maximum	A	10
Operating current of the auxiliary contacts at AC-15		
• at 230 V	A	6
• at 400 V	A	3
Operating current of the auxiliary contacts at DC-13		
• at 24 V	A	10
• at 60 V	A	2
• at 110 V	A	1
• at 220 V	A	0.3
Contact reliability of the auxiliary contacts		< 1 error per 100 million operating cycles

UL/CSA ratings:

Contact rating of the auxiliary contacts acc. to UL		A600 / Q600
------------------------------------------------------------	--	-------------

Short-circuit:

Design of the fuse link		
• for short-circuit protection of the main circuit		
— with type of assignment 1 required		gL/gG LV HRC 3NA, DIAZED 5SB, NEOZED 5SE: 63 A
— with type of assignment 2 required		gL/gG LV HRC 3NA, DIAZED 5SB, NEOZED 5SE: 25 A
• for short-circuit protection of the auxiliary switch required		fuse gL/gG: 10 A

Installation/ mounting/ dimensions:

mounting position		+/-180° rotation possible on vertical mounting surface; can be tilted forward and backward by +/- 22.5° on vertical mounting surface
Mounting type		screw and snap-on mounting onto 35 mm standard mounting rail
Height	mm	114
Width	mm	135
Depth	mm	181
Required spacing		
• with side-by-side mounting		
— forwards	mm	6
— Backwards	mm	0
— upwards	mm	6
— downwards	mm	6
— at the side	mm	6
• for grounded parts		
— forwards	mm	6
— Backwards	mm	0

— upwards	mm	6
— at the side	mm	6
— downwards	mm	6
• for live parts		
— forwards	mm	6
— Backwards	mm	0
— upwards	mm	6
— downwards	mm	6
— at the side	mm	6

Connections/ Terminals:

Type of electrical connection		
• for main current circuit		spring-loaded terminals
• for auxiliary and control current circuit		spring-loaded terminals
Type of connectable conductor cross-section		
• for main contacts		
— single or multi-stranded		2x (1 ... 10 mm ²)
— finely stranded with core end processing		2x (1 ... 6 mm ²)
— finely stranded without core end processing		2x (1 ... 6 mm ²)
• for AWG conductors for main contacts		1x (18 ... 8)
• for auxiliary contacts		
— single or multi-stranded		2x (0,5 ... 2,5 mm ²)
— finely stranded with core end processing		2x (0.5 ... 1.5 mm ²)
— finely stranded without core end processing		2x (0.5 ... 1.5 mm ²)
• for AWG conductors for auxiliary contacts		2x (20 ... 14)

Safety related data:

B10 value with high demand rate acc. to SN 31920		1 000 000
Proportion of dangerous failures		
• with low demand rate acc. to SN 31920	%	40
• with high demand rate acc. to SN 31920	%	75
Failure rate [FIT] with low demand rate acc. to SN 31920	FIT	100
T1 value for proof test interval or service life acc. to IEC 61508	y	20
Protection against electrical shock		finger-safe

Mechanical data:

Size of contactor		S0
--------------------------	--	----

Communication/ Protocol:

Product function Bus communication		Yes
Protocol is supported		

- AS-interface protocol

		No
Product function Control circuit interface with IO link		Yes

Ambient conditions:

Installation altitude at height above sea level maximum	m	2 000
Ambient temperature		
• during operation	°C	-25 ... +60
• during storage	°C	-55 ... +80

Certificates/ approvals:

General Product Approval	Declaration of Conformity	Test Certificates	Shipping Approval		
	 EG-Konf.	Special Test Certificate	 ABS	 BUREAU VERITAS	 DNV

Shipping Approval	other				
 GL	 LRS	 PRS	 RINA	 RMRS	Environmental Confirmations

other
other

Further information

Information- and Downloadcenter (Catalogs, Brochures,...)

<http://www.siemens.com/industrial-controls/catalogs>

Industry Mall (Online ordering system)

<http://www.siemens.com/industrymall>

Cax online generator

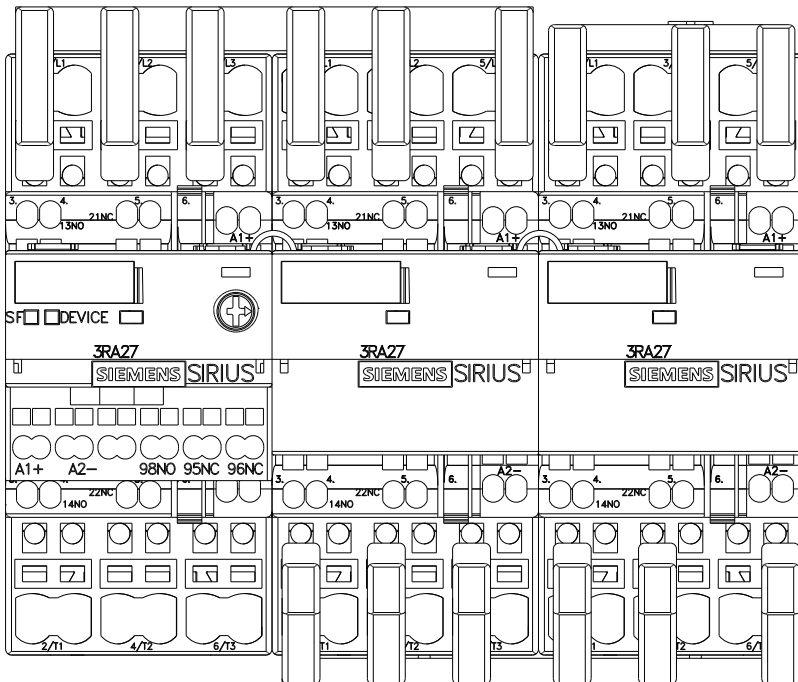
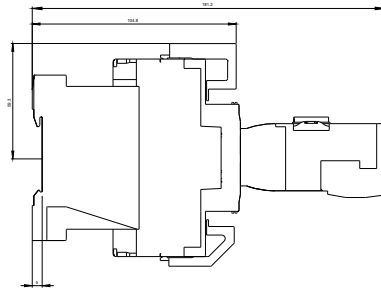
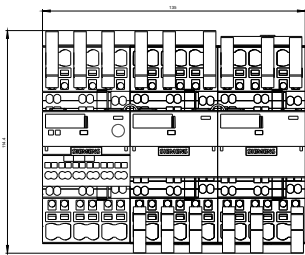
<http://support.automation.siemens.com/WW/CAXorder/default.aspx?lang=en&mfb=3RA24238XE322BB4>

Service&Support (Manuals, Certificates, Characteristics, FAQs,...)

<http://support.automation.siemens.com/WW/view/en/3RA24238XE322BB4/all>

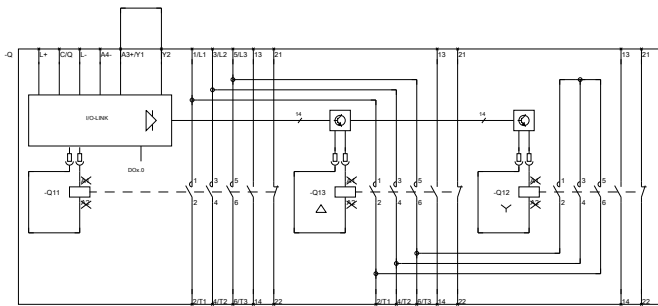
Image database (product images, 2D dimension drawings, 3D models, device circuit diagrams, EPLAN macros, ...)

http://www.automation.siemens.com/bilddb/cax_de.aspx?mfb=3RA24238XE322BB4&lang=en



STERNSCHLEIFENKOMB.

DRUMMOTORUNG 1 (RECHTSLAUF)



STERNSCHLEIFENKOMB.

DRUMMOTORUNG 1 (RECHTSLAUF)

last modified:

11.03.2015