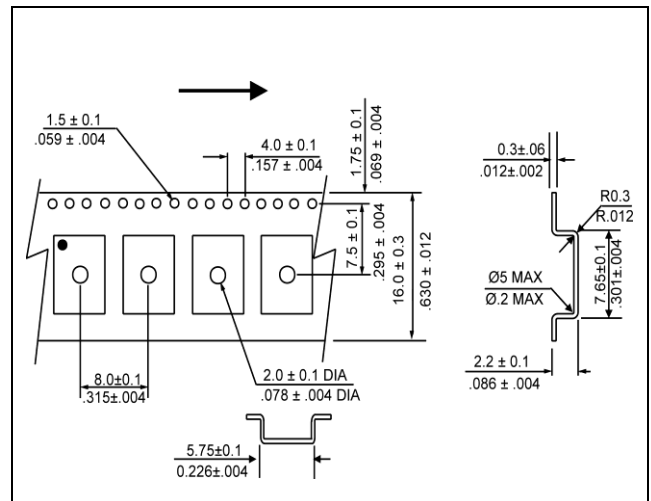
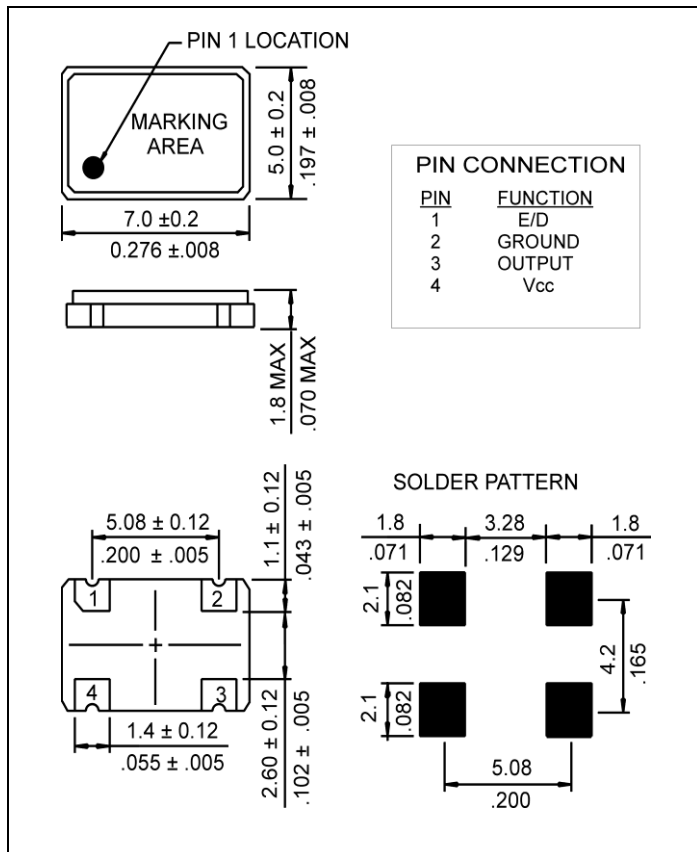


ELECTRICAL SPECIFICATION

PARAMETER	SYMBOL	CONDITIONS	VALUE	UNIT
Frequency, nom	fo	-	66.000	MHz
Supply voltage, nom.	Vcc	Vcc ±10%	3.3	V
Supply current, max.	Is	Vcc=3.3 VDC; Ta=+25°C; Load=15 pF CMOS or 5 TTL MAX	45.0	mA
Output Voltage Levels	V _{OH} V _{OL}	Logic 1 Logic 0	2.8 MIN 0.5 MAX	VDC VDC
Duty cycle	DC	@ 50% of signal	45...55	%
Rise time / Fall time, max.	tr / tf	20%~80% Vout, 80%~20% Vout,	2.5	ns
Jitter, RMS, max.	J	1σ, 12KHz < F _J < 20MHz	1.0	ps
Overall freq. stability, max.	Δf/fc	Inclusive of 25° Tolerance, Operating Temperature Range, Voltage & Load Variations, Aging, Shock and Vibration.	±100.0	ppm
Output Enabled / Disabled	En Dis	Pin 1: High Voltage or No Connect, Pin 3 Enabled Pin 1: Ground, Pin 3 Disabled	2.2 MIN 0.8 MAX	VDC VDC
Operating temperature range	Ta	-	-40...+85	°C
Storage temperature range	T(stg)	-	-55...+125	°C

MECHANICAL SPECIFICATION



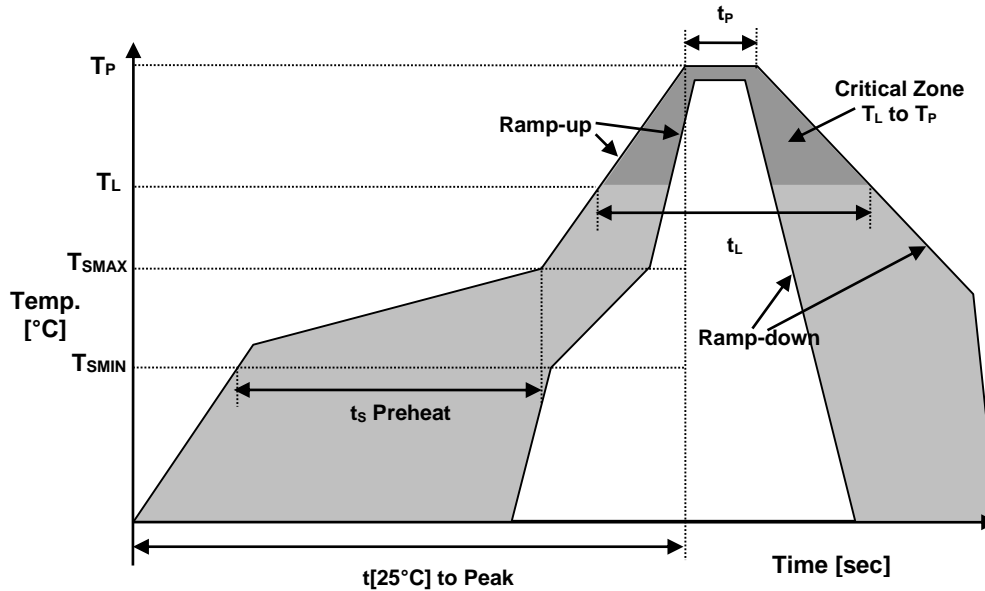
PACKAGING

254 mm REEL DIAMETER
16 mm TAPE WIDTH, 8 mm PITCH
QUANTITY: 1000 PIECES PER REEL

IN ACCORDANCE WITH EIA-481

OUTLINE TOLERANCE: ±0.015" / 0.4mm (Unless otherwise specified)

● REFLOW PROFILE



Reflow profile		
Temperature Min Preheat	T_{SMIN}	150°C
Temperature Max Preheat	T_{SMAX}	200°C
Time (T_{SMIN} to T_{SMAX})	t_s	60-180 sec.
Temperature	T_L	217°C
Peak Temperature	T_P	260°C
Ramp-up rate	R_{UP}	3°C/sec max.
Ramp-down rate	R_{DOWN}	6°C/sec max.
Time within 5°C of Peak Temperature	t_P	10 sec.
Time t[25°C] to Peak Temperature	t[25°C] to Peak	480 sec.
Time	t_L	60-150 sec.

● ENVIRONMENTAL

PARAMETER	VALUE
MOISTURE SENSITIVITY LEVEL	1
RoHS-2	6/6 LEAD FREE
REACH-SVHC	COMPLIANT
HALOGEN-FREE	COMPLIANT
TERMINATION FINISH	Au
UNIT WEIGHT (grams)	0.155



● MARKING

Rxx66.00
•6CEyww

x – Internal Production ID code
y – Year code
w – Week code

YEAR CODE	
Year	Code
2011	1
2012	2
2013	3
2014	4
2015	5
2016	6
2017	7
2018	8
2019	9

ALPHA WEEK CODE TABLE					
Week	Code	Week	Code	Week	Code
1	a	19	s	37	K
2	b	20	t	38	L
3	c	21	u	39	M
4	d	22	v	40	N
5	e	23	w	41	O
6	f	24	x	42	P
7	g	25	y	43	Q
8	h	26	z	44	R
9	i	27	A	45	S
10	j	28	B	46	T
11	k	29	C	47	U
12	l	30	D	48	V
13	m	31	E	49	W
14	n	32	F	50	X
15	o	33	G	51	Y
16	p	34	H	52	Z
17	q	35	I		
18	r	36	J		

● APPROVAL

DRAWN BY:	KJackson, Feb. 19, 2015
APPROVED BY:	KJackson, Feb. 19, 2015
REVISION:	A, Initial Release