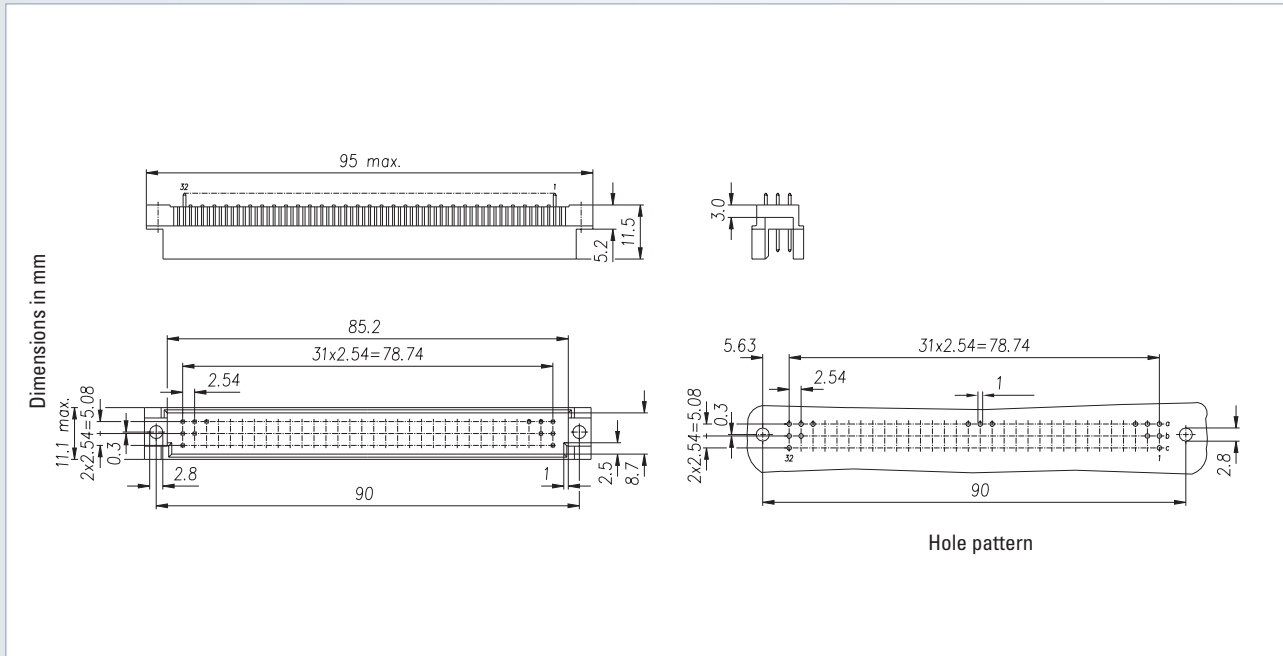
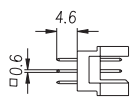
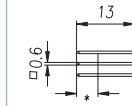
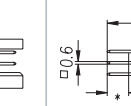
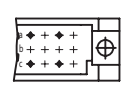
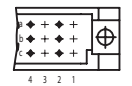
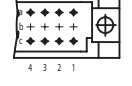



Connectors according to DIN 41612 / IEC 60603-2


Type R

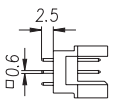
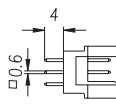
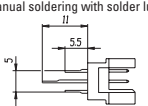
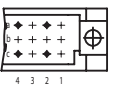
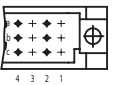
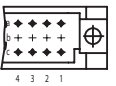
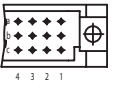
Male connector



No. of contacts	Contact arrangement	Press-fit technology – Performance level II		
		Termination length		
				
Part number				
32		115-60014	115-65015	115-65016
48		115-60044	115-65045	115-65046
64		115-60054	115-65055	115-65056
96		115-60064	115-65065	115-65066

<p>Accessories</p> <ul style="list-style-type: none"> – Press-fit tool (see page 206) – Support tool (see page 207) – Shroud (see page 158) 	<p>On request</p> <ul style="list-style-type: none"> – Performance levels I + III or customer-specific – Special contact length – Alternative surface Sn, e.g. for WireWrap 	<p>Options</p> <ul style="list-style-type: none"> – Contact arrangement (see page 162)
<p>Note</p> <ul style="list-style-type: none"> – * Rear mating zone Ni, Au 		



No. of contacts	Contact arrangement	Solder technology – Performance level II		
		Termination length		
				Manual soldering with solder lug 
Part number				
32		115-40015	115-40046	–
48		115-40026	115-40025	–
64		115-40035	115-40054	115-40036
96		115-40065	115-40074	115-40066

On request

- Performance levels I + III or customer-specific
- Special contact length
- Also in THTR

Options

- Board lock (see page 159)
- Contact arrangement (see page 162)