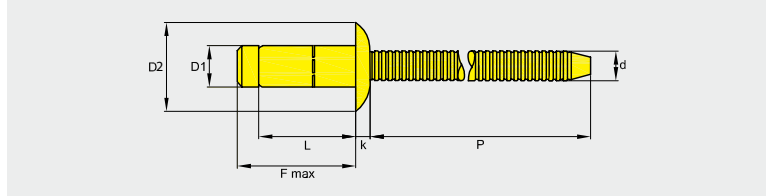




FLACHRUNDKOPF MIT GERILLTEM NIETDORN DOMED HEAD WITH GROOVED MANDREL TÊTE PLATE CLOU CANNELÉ

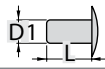








Stahl verzinkt
Steel zinc plated
Acier zingué


Stahl verzinkt
Steel zinc plated
Acier zingué

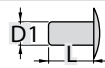






Ø 4,8 mm

D1 = 4,8 + 0,08 / - 0,15 mm
D2 = 9,5 + 0,30 / - 0,30 mm
k = 2,4 + 0,20 / - 0,20 mm
d = 3,1 + 0,10 / - 0,10 mm
P = ≥ 30,0 mm
L = + 0,3 / - 0,5 mm
 4,9 - 5,1 mm

	F max		CODE					
4,8 x 9,0 mm	12,5 mm	1,5 - 3,5 mm	78904 04809	4600 N	3600 N	445 N	250	2500
4,8 x 11,5 mm	15,0 mm	3,5 - 6,0 mm	78904 04811	6100 N			250	2500
4,8 x 14,0 mm	17,5 mm	6,0 - 8,5 mm	78904 04814	6400 N			250	2500
4,8 x 16,5 mm	20,0 mm	8,5 - 11,0 mm	78904 04816		250	2500		
4,8 x 19,0 mm	22,5 mm	11,0 - 13,5 mm	78904 04819				250	2500

Ø 6,4 mm

D1 = 6,4 + 0,08 / - 0,15 mm
D2 = 12,8 + 0,30 / - 0,30 mm
k = 2,9 + 0,20 / - 0,20 mm
d = 4,17 + 0,10 / - 0,10 mm
P = ≥ 32,0 mm
L = + 0,3 / - 0,5 mm
 6,5 - 6,7 mm

	F max		CODE					
6,4 x 9,0 mm	13,5 mm	1,5 - 3,5 mm	78904 06409	7000 N	6600 N	1112 N	250	2500
6,4 x 10,5 mm	15,0 mm	2,8 - 4,8 mm	78904 06410	9400 N			250	2500
6,4 x 12,5 mm	17,0 mm	4,8 - 6,8 mm	78904 06412	10400 N			250	2500
6,4 x 14,5 mm	19,0 mm	6,8 - 8,8 mm	78904 06415	11400 N			250	2500
6,4 x 16,5 mm	21,0 mm	8,8 - 10,8 mm	78904 06416				250	2500
6,4 x 18,5 mm	23,0 mm	10,8 - 12,8 mm	78904 06418				250	2500
6,4 x 20,5 mm	25,0 mm	12,8 - 14,8 mm	78904 06420				250	2500
6,4 x 22,5 mm	27,0 mm	14,8 - 16,8 mm	78904 06422				250	2500
6,4 x 24,5 mm	29,0 mm	16,8 - 18,8 mm	78904 06424		250	2500		

¹⁾ typische Werte typical values valeurs moyennes

Technische Änderungen vorbehalten Subject to technical modifications Sous réserve de modifications (techniques)