

US-P

Metall-Sicherheitsverschraubung gerade, Außengewinde inkl. Innentülle, Dichtring oder Messing-Druckring [MSD] und O-Ring

Metal connector, safety-type straight, outer thread incl. ferrule, sealing or brass trust collar [MSD] and O-ring

KONSTRUKTION

Verschraubungsgehäuse mit Sechskant-schlüsselfläche, Anschlussgewinde PG nach DIN 40430, Sechskantdruckmutter, Kunststoff-Dichtring oder Messing-Druckring, O-Ring Innentülle aus Metall / Kunststoff

STRUCTURE

Connector body with hexagonal wrench surface, connecting thread PG acc. to DIN 40430, hexagon pressure nut, plastic seal or brass thrust collar, O-ring ferrule made of metal / plastics

MATERIAL

Gehäuse Messing vernickelt
 Druckmutter Messing vernickelt
 Dichtring TPE oder PTFE
 Druckring Messing
 Innentülle Messing | Kunststoff
 O-Ring NBR

MATERIAL

Connector body nickel-plated brass
 Pressure nut nickel-plated brass
 Sealing ring TPE or PTFE
 Thrust collar brass
 Ferrule brass | plastics
 O-ring NBR

EIGENSCHAFTEN

- hoher Staub- und Flüssigkeitsschutz
- kraftschlüssige Verbindung von Schlauch und Verschraubung
- einwandfreie Erdung
- Abdeckung der Schlauchenden
- vibrations- und zugfest

PROPERTIES

- highly watertight and dustproof
- friction-type locking of conduit and screw connector
- correct grounding
- covering of the conduit ends
- vibration- and tensionproof

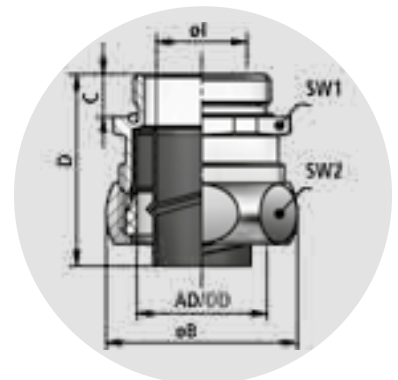
WICHTIG

Die Funktionssicherheit der Verschraubung ist nur mit entsprechender Innentülle gewährleistet. Für EMV-Anwendung bitte die Montageanleitung beachten.

IMPORTANT

The security of the connector is only guaranteed with the corresponding ferrule. For emc-usage please see our assembly instructions.

IP 40 ... IP 65
 -40°C ... +125°C | +250°C [MSD]



AD
OD



Technische Basisdaten US-P
 Technical basic data US-P

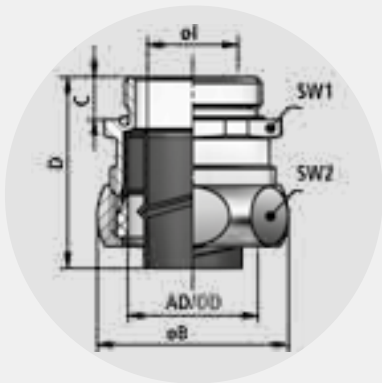
ø	PG DIN 40430	øB mm	C mm	D mm	SW1 mm	SW2 mm	kg/100
10	7	19,0	7,0	28,0	15	17	1,400
14	9	23,0	7,0	30,0	19	21	2,300
17	11	27,0	7,0	30,0	23	25	3,100
19	13,5	29,0	7,0	30,0	25	27	3,500
21	16	31,0	7,0	30,0	27	29	4,000
27	21	39,0	10,0	40,0	34	36	7,900
36	29	48,0	10,0	40,0	43	45	10,900
45	36	57,0	10,0	40,0	52	54	13,000
56	48	70,0	10,0	45,0	63	66	21,700
















- A Verschraubungsgehäuse mit montiertem O-Ring
connector body with mounted O-ring
- B Innentülle
ferrule
- C Dichtring oder Messing-Druckring
sealing ring or brass thrust collar
- D Druckmutter
pressure nut

 IP 40 ... IP 66
 -40°C ... +125°C

US-P



AD OD		FLEXA No.				FLEXA No.	
		SPR-AS SPR-VA				Kleine VPE small packing units	
ø	PG DIN 40430	[IP 40]	mm	øl mm	St. pcs.		St. pcs.
10	7	5010.127.007	8 x 10	6,5	50	5010.427.007	10
14	9	5010.127.009	11 x 14	10,0	50	5010.427.009	10
17	11	5010.127.011	14 x 17	12,5	50	5010.427.011	10
19	13,5	5010.127.013	16 x 19	14,5	50	5010.427.013	10
21	16	5010.127.016	18 x 21	16,0	50	5010.427.016	10
27	21	5010.127.021	23 x 27	21,5	25	5010.427.021	10
36	29	5010.127.029	31 x 36	29,0	25	5010.427.029	2
45	36	5010.127.036	40 x 45	38,0	20	5010.427.036	2
56	48	5010.127.048	51 x 56	49,0	10	5010.427.048	2
		SPR-PA SPR-PU-F SPR-PVC-AS SPR-PU-AS				Kleine VPE small packing units	
ø	PG DIN 40430	[IP 65]	mm	øl mm	St. pcs.		St. pcs.
10	7	5010.128.007	7 x 10	6,0	50	5010.428.007	10
14	9	5010.128.009	10 x 14	8,5	50	5010.428.009	10
17	11	5010.128.011	13 x 17	11,5	50	5010.428.011	10
19	13,5	5010.128.013	15 x 19	13,5	50	5010.428.013	10
21	16	5010.128.016	17 x 21	15,5	50	5010.428.016	10
27	21	5010.128.021	22 x 27	20,5	25	5010.428.021	10
36	29	5010.128.029	29 x 36	27,5	25	5010.428.029	2
45	36	5010.128.036	38 x 45	36,5	20	5010.428.036	2
56	48	5010.128.048	49 x 56	47,5	10	5010.428.048	2
		FLEXAgraff®-PU-AS FLEXAgraff®-PU-F				Kleine VPE small packing units	
ø	PG DIN 40430	[IP 65]	mm	øl mm	St. pcs.		St. pcs.
10	7	5010.128.007	7 x 10	6,0	50	5010.428.007	10
14	9	5010.127.009	11 x 14	10,0	50	5010.427.009	10
17	11	5010.128.011	13 x 17	11,5	50	5010.428.011	10
19	13,5	5010.128.013	15 x 19	13,5	50	5010.428.013	10
21	16	5010.128.016	17 x 21	15,5	50	5010.428.016	10
27	21	5010.140.021	23 x 27	21,5	25	5010.440.021	10
36	29	5010.128.029	29 x 36	27,5	25	5010.428.029	2
45	36	5010.128.036	38 x 45	36,5	20	5010.428.036	2
56	48	5010.128.048	49 x 56	47,5	10	5010.428.048	2
		AIRflex®-KUW-PVC-AS AIRflex®-KUW-PU-AS AIRflex®-GRS [IP 65] AIRflex®-K				Kleine VPE small packing units	
ø	PG DIN 40430	[IP 54]	mm	øl mm	St. pcs.		St. pcs.
10	7	5010.130.007	7 x 10	6,0	50	5010.430.007	10
14	9	5010.130.009	10 x 14	9,0	50	5010.430.009	10
17	11	5010.130.011	13 x 17	11,5	50	5010.430.011	10
19	13,5	5010.130.013	15 x 19	13,0	50	5010.430.013	10
21	16	5010.130.016	16 x 21	14,5	50	5010.430.016	10
27	21	5010.130.021	21 x 27	19,5	25	5010.430.021	10
36	29	5010.130.029	29 x 36	26,5	25	5010.430.029	2
45	36	5010.130.036	38 x 45	36,0	20	5010.430.036	2
56	48	5010.130.048	48 x 56	45,5	10	5010.430.048	2