
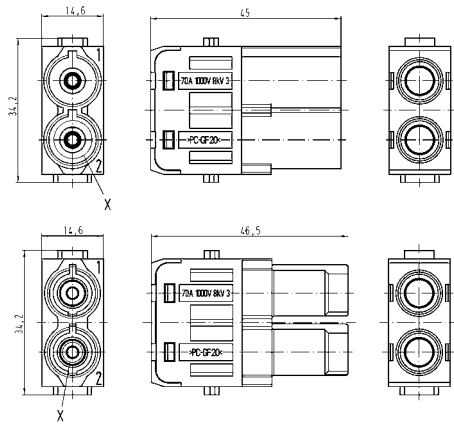

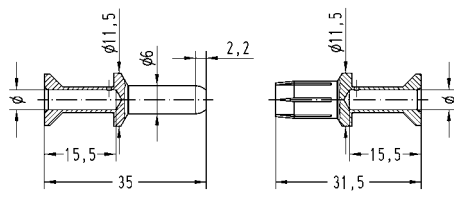


Han-Modular

Identification	Wire cross section (mm ²)	Part number		Drawing Dimensions in mm												
		male	female													
Han-Modular®, Han® 70 A Axial module, Axial screw terminal, silver plated contacts, contact resistance ≤0.5 mOhm 	6 – 16 14 – 22	09 14 002 2646 09 14 002 2647	09 14 002 2741 09 14 002 2742													
Crimp contact, TC 70, silver plated contacts, contact resistance ≤0.5 mOhm 	10 16 25	09 11 000 6131 09 11 000 6132 09 11 000 6133	09 11 000 6231 09 11 000 6232 09 11 000 6233	 <table border="1" data-bbox="1005 1041 1460 1209"> <thead> <tr> <th>Wire gauge</th> <th>∅</th> <th>Stripping length A</th> </tr> </thead> <tbody> <tr> <td>10 mm²</td> <td>4.3</td> <td>15.5 mm</td> </tr> <tr> <td>16 mm²</td> <td>5.5</td> <td>15.5 mm</td> </tr> <tr> <td>25 mm²</td> <td>7</td> <td>15.5 mm</td> </tr> </tbody> </table> <p>for stranded wire according to IEC 60 228 Class 5</p>	Wire gauge	∅	Stripping length A	10 mm ²	4.3	15.5 mm	16 mm ²	5.5	15.5 mm	25 mm ²	7	15.5 mm
Wire gauge	∅	Stripping length A														
10 mm ²	4.3	15.5 mm														
16 mm ²	5.5	15.5 mm														
25 mm ²	7	15.5 mm														