
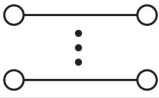


DBD35 - Product Details

General Information

Company	Elmex Group
Product Category	Terminal Blocks
Product Group	Distribution Block
Connection Method	Screw Connection

Product Data

Product Name	DBD35
Product Image	
Line Diagram	
Short Description	Panel mounted distribution block
Full Description	Terminal Type - DBD35 , DBD16 , Panel Mounted distribution block , nominal voltage: 630 V, nominal current: 125 A , connection method: Screw connection, number of connections: 8 , cross section: IC - 6-35 mm ² ,OG- 2.5-16 mm ² , width: 27.5 mm , length: 75.5 mm , height : 46.5 mm , mounting type: NS 35/15 , NS 35/7.5
Approvals	CE
Standard Colour	Gray
Colour Variants	Black , Blue , Gray , Green , Khakhi , Red , Yellow ,

Key Commercial Data

Standard Weight	1.5 Kg
Weight per Piece (excluding packing)	150 g
Packing Unit	10 pc
Minimum Order Quantity	10 pc
GTIN Number	85389000
Country Of Origin	INDIA

Technical Data - General

Number of levels	1
Number of connections	8

Potentials	1
Nominal cross section	IC-35 mm ² ,OG-1x16 mm ² , 6x10 mm ²
Insulating Material	Polyamide 6 , 6
Flammability rating acc. to UL 94	V0/V2
Rated surge voltage	8 kV
Degree of pollution	3
Overvoltage category	III
Nominal Current I _N	125 A
Nominal Voltage U _N	630 V
Open side panel	No
Back of the hand protection	Guaranteed
Finger Protection	Guaranteed
Result Of Surge Voltage Test	Test passed
Surge Voltage Test Setpoint	9.8 kV
Result of power-frequency withstand voltage test	Test passed
Power frequency withstand voltage setpoint	1.89 kV
Result of the test for mechanical stability of terminal points	Test passed
Result of bending test	Test passed
Bending test rotation speed	9
Bending test turns	135
Bending test conductor cross section/weight	2.5 mm ² /0.7 kg , 6 mm ² / 1.4 kg ,10 mm ² / 2.0 kg ,16 mm ² / 2.9 kg ,35 mm ² / 6.8 kg
Tensile test result	Test passed
Conductor cross section tensile test	2.5 mm ²
Tractive force setpoint	50 N
Conductor cross section tensile test	16 mm ²
Tractive force setpoint	100 N
Conductor cross section tensile test	35 mm ²
Tractive force setpoint	190 N
Result of tight fit on support	Test passed
Tight fit on carrier	NS 35
Result of voltage-drop test	Test passed
Requirements, voltage drop	<=3.2 mV
Result of temperature-rise test	Test passed
Short circuit stability result	Test passed
Conductor cross section short circuit testing	35 mm ²
Short-time current	4.2 kA

Dimensions


Width	27.5 mm	1.08 inch
Length	75.5 mm	2.97 inch
Height	46.5 mm	1.83 inch
Height NS 35/7,5	49.5 mm	1.95 inch
Height NS 35/15	57 mm	2.24 inch

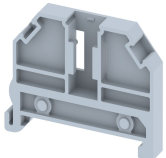

Connection Data

Screw thread	IC-M8 , OG-M5 & M6
Tightening torque, min	IC-4.5 Nm ,OG-1.2 Nm
Connection in acc. with standard	IEC 60947-7-1
Conductor cross section solid min	IC-6 mm ² , OG-2.5 to 6 mm ²
Conductor cross section solid max	IC-35 mm ² , OG-10 to 16 mm ²
Conductor cross section flexible min	IC-6 mm ² , OG-2.5 to 6 mm ²
Conductor cross section flexible max	IC-35 mm ² , OG-10 to 16 mm ²


Product Accessories

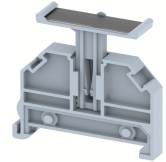


Partition Plate				
DBF-3	Height	38.40 mm	1.51 inch	
	Width	3.00 mm	0.12 inch	
	Length	78.00 mm	3.07 inch	
KBXF	Height	53.40 mm	2.10 inch	
	Thickness	1.50 mm	0.06 inch	
	Length	54.00 mm	2.13 inch	

Cover Profile				
PCPDBF-3	Height	13.10 mm	0.52 inch	
	Thickness	1.00 mm	0.04 inch	
	Length	81.00 mm	3.19 inch	

End Clamp				
DCKN	Height	33.00 mm	1.30 inch	
	Width	6.00 mm	0.24 inch	
	Length	43.50 mm	1.71 inch	
DCKN10	Height	33.00 mm	1.30 inch	
	Width	10.00 mm	0.39 inch	
	Length	43.50 mm	1.71 inch	

End Clamp				
SCKN	Height Width Length	35.50 mm 8.00 mm 50.60 mm	1.40 inch 0.31 inch 1.99 inch	
SCUDD	Height Width Length	50.00 mm 10.00 mm 55.50 mm	1.97 inch 0.39 inch 2.19 inch	
SCUN	Height Width Length	35.50 mm 9.50 mm 50.60 mm	1.40 inch 0.37 inch 1.99 inch	
SCUSL	Height Width Length	41.00 mm 8.00 mm 47.50 mm	1.61 inch 0.31 inch 1.87 inch	

Marker For Terminal Blocks				
LABEL KN12	Width	12.00 mm	0.47 inch	

Marker carriers				
DCKNMLH	Height Width Length	45.50 mm 6.00 mm 43.50 mm	1.79 inch 0.24 inch 1.71 inch	
SCKNMLH	Height Width Length	45.50 mm 8.00 mm 48.00 mm	1.79 inch 0.31 inch 1.89 inch	
SCUNMLH	Height Width Length	53.50 mm 8.00 mm 50.60 mm	2.11 inch 0.31 inch 1.99 inch	

DIN Rail Perforated				
CHKDS	Height Width Thickness	15.00 mm 35.00 mm 1.50 mm	0.59 inch 1.38 inch 0.06 inch	
CHKS	Height Width Thickness	7.50 mm 35.00 mm 1.00 mm	0.30 inch 1.38 inch 0.04 inch	

DIN Rail, Unperforated				
CHK	Height Width Thickness	7.50 mm 35.00 mm 1.00 mm	0.30 inch 1.38 inch 0.04 inch	
CHKD	Height Width Thickness	15.00 mm 35.00 mm 1.00 mm	0.59 inch 1.38 inch 0.04 inch	

End Cap				
CHKENDCAP	Height Width Length	14.00 mm 9.00 mm 41.50 mm	0.55 inch 0.35 inch 1.63 inch	